

Theme

OS cluny

axelle soie

CSLR



S. en Soie  
PARIS

August moon




august silk



# High Fashion International limited

(Incorporated in Bermuda with limited liability)  
(Stock Code: 608)

ANNUAL REPORT 2012



AS cluny



# CONTENTS

Chairman's Statement	2
Financial Highlights	7
Management Discussion and Analysis	9
Biographical Details of Directors and Senior Management	12
Report of the Directors	16
Corporate Governance Report	23
Independent Auditor's Report	35
Consolidated Statement of Comprehensive Income	37
Consolidated Statement of Financial Position	38
Consolidated Statement of Changes in Equity	40
Consolidated Statement of Cash Flows	42
Notes to the Consolidated Financial Statements	44
Financial Summary	120
Corporate Information	121
Shareholders & Investor Relation Information	122

# CHAIRMAN'S

## STATEMENT

2012 was a challenging year for our textile and apparel industry. While we continue to uphold our long term strategic goal to be the World No. 1 Silk Enterprise, we have again demonstrated our strong resilience in weathering through the turbulent global economy. We delivered a solid performance in the whole year under review, considering the volatile macro-economic environment and significant downward pressure on international economic activities.

- Revenue for the year declined from HK\$2.78 billion to HK\$2.56 billion, representing a decrease of 8%
- Profit for the year decreased from HK\$254 million to HK\$170 million
- Basic earnings per share were HK\$0.57
- Net asset value per share was HK\$7.7
- Proposed final dividend per share is HK\$0.15 and a total dividend for the year will be HK\$0.2 per share as compared with last year of HK\$0.22 per share.





Over the years, we have a very clear mission – to achieve sustainable growth regardless of different economic cycles. Our proactive management attitude has helped to develop and implement strategies and initiatives thereby enabling us to translate challenges into viable opportunities for sustainable development. We always stay focused and keep investing in the markets we know best, capitalizing on our corporate strength of product innovation through technology and process automation, catering for healthy business development in the upstream market.

With the weakening of the Eurozone countries, slow recovery of the USA market and inflationary pressure and high labour cost in Mainland China, our resilient business model to exit from lower margin market segments is proven to be the correct one. Our relentless transformation efforts in building up a higher end market portfolio with improved margin have set pace for our long-term growth.

Even though our retail business in both China and USA has been hit by poor market sentiment and economic conditions, we firmly believe in our multi-brand business strategy, knowing that prominent brand image is an integral part of our corporate value required for us to thrive in the rapidly changing market environment. We will continue to improve our brand product mix and focus on building our heritage silk brands with enhanced international appeal.



## PROSPECTS

The outlook for 2013 is expected to remain challenging given prolonged uncertainties in the global economy. China, on the other hand, remains the most important country of growth of which we have our firm footage for decades. By adhering to our strategy, earnestly investing on human resources development and upholding our innovative and adaptive management principles, we are confident to achieve sustainable balance of growth of the Group.

Last but not least, I would like to take this opportunity to express my gratitude to the shareholders, banks, customers, suppliers and our fellow Directors for their continuous support and precious opinions. I would also like to thank the management team and all staff members of our Group for their dedication and contribution to the Group throughout the year.

### LAM FOO WAH

*Chairman & Managing Director*

Hong Kong, 28 March 2013





CSLR

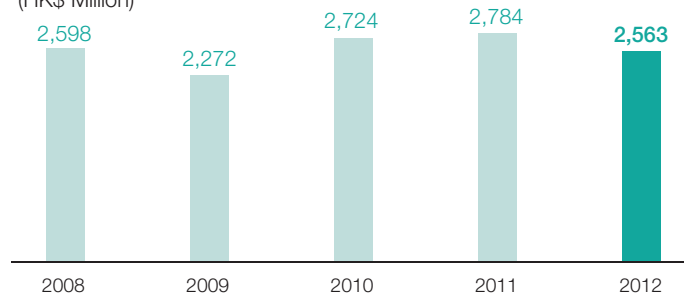


# FINANCIAL

## HIGHLIGHTS

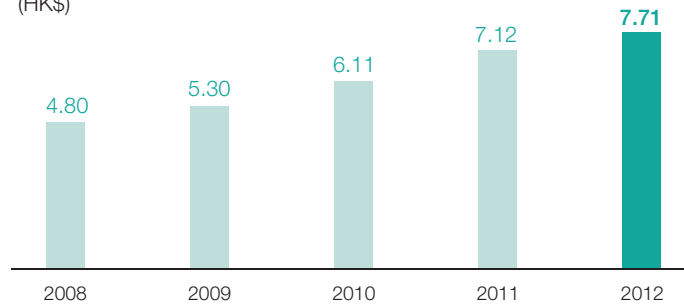
### Turnover

(HK\$ Million)



### Net Asset Value Per Share

(HK\$)





axelledesoie

# MANAGEMENT

## DISCUSSION AND ANALYSIS



### RESULTS

Revenue for the year ended 31 December 2012 was HK\$2.56 billion. Net profit attributable to shareholders for the year ended 31 December 2012 was HK\$170 million, compared with a profit of HK\$254 million of 2011, dropped 33%. Basic earnings per share were HK\$0.57, down 32%. Net asset value per share increased from HK\$7.1 to HK\$7.7.

# Management Discussion and Analysis

## REVIEW OF OPERATIONS

The segment information is as follows:

	Revenue		Contribution	
	2012	2011	2012	2011
	HK\$'000	HK\$'000	HK\$'000	HK\$'000
<b>By principal activity:</b>				
Manufacturing and trading	1,948,520	2,056,223	281,479	260,890
Brand business	614,596	727,943	(30,183)	11,564
	<b>2,563,116</b>	<b>2,784,166</b>	<b>251,296</b>	<b>272,454</b>
<b>By geographical segments:</b>				
USA	1,176,251	1,423,024	73,900	94,537
Europe	512,438	587,160	30,718	25,188
Greater China	688,317	631,375	131,976	144,140
Others	186,110	142,607	14,702	8,589
	<b>2,563,116</b>	<b>2,784,166</b>	<b>251,296</b>	<b>272,454</b>

In spite of the immense inflationary pressure with rising raw material costs and other operational overheads, the Group continued to deliver solid results in our manufacturing export business, through implementation of a series of effective measures to enhance our efficiency and competitiveness over the years to capture the high end market. Our brand business in USA and China has suffered considerably and we have immediately made prompt adjustment in response to the market changes.

The profit for 2012 included an exceptional gain on fair value change of derivative financial instruments of HK\$38.8 million (2011: loss of HK\$2.5 million), which is the financial instruments for hedging RMB for the years from 2012 to 2014 and an increase in fair value of investment properties (before tax) of HK\$106 million (2011: HK\$137 million).



---

# Management Discussion and Analysis

## LIQUIDITY AND FINANCIAL RESOURCES

The Group's total outstanding bank borrowings were increased to HK\$1,846 million at the end of reporting period compared to HK\$1,496 million as at 31 December 2011. The increase in bank borrowing was mainly due to our hedging arrangement during the year. Our gearing ratio of non-current liabilities to shareholders' funds was only 6% at the end of reporting period. Current ratio has been maintained at a healthy level of 1.28.

The Group's total cash and bank balances were HK\$2,097 million at the end of reporting period compared to HK\$1,688 million as at 31 December 2011. Based on the net cash position and the ample banking facilities available, the Group had a very strong working capital and liquidity to meet the operating needs and future growth.

The Group's trade receivables were mainly denominated in US dollar. Bank borrowings were denominated in US dollar and Hong Kong dollar. Since the Hong Kong dollar is pegged to the US dollar, the Group considers that its foreign exchange risk is minimal. The Group has taken conservative approach to handle foreign currency risk with adequate hedging reserve. The Group had no borrowings at fixed interest rates during the year.

The Group has no material contingent liabilities. Barring the pledge of trade receivables and bills receivables of certain subsidiaries of HK\$62 million, there were no charges on the Group's assets.

## TAX AUDIT

The Inland Revenue Department (IRD) initiated a tax audit on certain group companies in February 2006 for the years of assessment from 1999/2000 onwards. The management is of the opinion that, in all the years, adequate Hong Kong tax provisions were made on the Hong Kong sourced income. Since the tax audit is still at a fact-finding stage, the outcome of the tax audit cannot be readily ascertained. After consulting with professional advisers, the management is of the opinion that the existing provisions are adequate.

## HUMAN RESOURCES

The total number of employees of the Group including jointly controlled entities as at the end of the reporting period was about 8,600. Other than the competitive remuneration package offered to the employees, share options may also be granted to selected employees based on the Group's performance. No share options were granted to employees during the year.

## CAPITAL EXPENDITURE

The Group has purchased the plant and equipment and the leasehold improvement and construction in progress of around HK\$52 million in order to upgrade its manufacturing capabilities during the year. Except for the above, there was no material capital expenditure during the year.



---

## Biographical Details of Directors and Senior Management

### EXECUTIVE DIRECTORS

**Mr. LAM Foo Wah**, aged 64, is the founder of the Group. Mr. Lam is the Chairman and the Managing Director and the chairman of the Nomination Committee of the Company. Mr. Lam is the visionary leader and is responsible for the overall strategic planning with goals setting for the Group to pursue aggressively. He has over 30 years of experience in manufacturing of apparel industry and marketing of brand and retail management. Mr. Lam is a substantial shareholder of the Company within the meaning of Part XV of the Securities and Futures Ordinance. He was an executive director, the chairman and CEO of Theme International Holdings Limited. He is the father of Mr. Lam Gee Yu, Will and Mr. Lam Din Yu, Well.

**Ms. SO Siu Hang, Patricia**, aged 54, joined the Group in 1990. Ms. So is an Executive Director of the Company and is responsible for the Group's strategic planning, implementation and global business development. She has extensive knowledge in the apparel industry with focus on total quality management. She holds a bachelor degree in commerce and finance from the University of Toronto and a master degree in business administration from York University in Canada. Prior to joining the Group, she worked for an international bank for 4 years. She was an executive director of Theme International Holdings Limited.

### NON-EXECUTIVE DIRECTORS

**Mr. CHAN Wah Tip, Michael**, aged 60, joined the Group as Company Secretary in 1992. Mr. Chan is a Non-executive Director, a member of the Audit Committee, Remuneration Committee and Nomination Committee of the Company. Mr. Chan was an Independent Non-executive Director of the Company prior to his re-designation as a Non-executive Director of the Company in October 2004. He has been practising as a solicitor in Hong Kong for over 30 years. Mr. Chan is a consultant of Wilkinson & Grist which is the legal adviser of the Company and an independent non-executive director of L.K. Technology Holdings Limited. He was a non-executive director of Shougang Concord Technology Holdings Limited.

**Professor YEUNG Kwok Wing**, aged 65, joined the Group in 2000. Professor Yeung is a Non-executive Director, a member of the Audit Committee, Remuneration Committee and Nomination Committee of the Company. He is currently the executive director of Clothing Industry Training Authority ("CITA") in Hong Kong. He holds a PhD from the Queen's University of Belfast, Northern Ireland. Professor Yeung specializes in textile product development, quality assurance and management and serves as various honorary fellows and members of international associations of textile, dyers and colorists as well. He has a long and distinguished academic career and was associated with The Hong Kong Polytechnic University ("PolyU") for more than 30 years before joining CITA in June 2006. His administrative ability is also highly appreciated in PolyU when he was posted as its vice president overseeing academic development from 2002 to 2005. He was an independent non-executive director of Theme International Holdings Limited and SRE Group Limited.

---

## Biographical Details of Directors and Senior Management

### INDEPENDENT NON-EXECUTIVE DIRECTORS

**Mr. WOO King Wai**, aged 68, joined the Group in 1992. Mr. Woo is an Independent Non-executive Director, a member of the Audit Committee, Remuneration Committee and Nomination Committee of the Company. He holds a bachelor degree in architecture (Honours) from the University of the California, Berkeley. He is a member of the Hong Kong Institute of Architects and the Royal Australian Institute of Architects. He has been appointed as a member of the University of California Berkeley Foundation Board of Trustees. He served as an executive member of the Hainan Political Consultative Conference, the People's Republic of China.

**Mr. WONG Shiu Hoi, Peter**, aged 72, joined the Group in 2004. Mr. Wong is an Independent Non-executive Director, the chairman of the Remuneration Committee and a member of the Audit Committee and Nomination Committee of the Company. He holds a Master of Business Administration Degree from the University of East Asia, Macau (currently known as the "University of Macau"). Mr. Wong possesses over 40 years of experience in the financial services industry. He is an overseas business advisor of Haitong Securities Company Limited and a director of Hong Kong Securities and Investment Institute. He was an executive director, deputy chairman and chief executive of Haitong International Securities Group Limited, an independent non-executive director of Theme International Holdings Limited and the chairman of The Hong Kong Institute of Directors.

**Mr. LEUNG Hok Lim**, *F CPA (Aust.), CPA (Macau), F CPA (Practising)*, aged 77, joined the Group in 2004. Mr. Leung is an Independent Non-executive Director, the chairman of the Audit Committee and a member of the Remuneration Committee and Nomination Committee of the Company. Mr. Leung is the founding and senior partner of PKF, Accountants and Business Advisers. Mr. Leung is a non-executive director of Beijing-Hongkong Exchange of Personnel Centre Limited, and the independent non-executive director of a number of listed companies namely Fujian Holdings Limited, Phoenix Satellite Television Holdings Limited, S E A Holdings Limited, Yangtzekiang Garment Limited and YGM Trading Limited.

### SENIOR MANAGEMENT

**Mr. CHAN Chun Man, Benedict**, aged 58, joined the Group in 1992. He is the Chief Operating Officer and Chief Financial Officer of August Silk Inc. and High Fashion International (USA) Inc. He is responsible for overseeing the Group's affairs in USA. He graduated from the University of Hong Kong with a bachelor degree in economics and pure mathematics. He is a member of The Association of Chartered Certified Accountants, the Hong Kong Institute of Certified Public Accountants and the American Institute of Certified Public Accountants.

**Ms. CHAN Wai Wei, Cynthia**, aged 40, joined the Group in 2000. Ms. Chan is the Company Secretary of the Company and has over 10 years' experience in accounting and auditing. Prior to joining the Group, she worked for an international accounting firm. She is a member of The Association of Chartered Certified Accountants, the Hong Kong Institute of Certified Public Accountants, The Hong Kong Institute of Chartered Secretaries and The Institute of Chartered Secretaries & Administrators.

---

## Biographical Details of Directors and Senior Management

**Ms. Ellen DAWSON-BRUCKENTHAL**, aged 56, is the Executive Vice President and Chief Merchandise Officer of August Silk Inc. She began her career in the Executive Training Program at Bloomingdales, a division of Federated Dept. Stores in 1978 where she consequently held the positions of Store Manager, Senior Buyer and Divisional Merchandise Manager. She is a graduate of Berkeley College and holds a degree in Fashion Marketing & Management. She joined August Silk Inc. in 1994.

**Mr. Daniele FURLAN**, aged 56, joined the Group in 2004 as a consultant. He is primarily responsible for the sales and marketing of fabrics and garments to European market and provides technical, organizational and industrial knowhow to the Group's factories. He is responsible for the product development of the Group and is the CEO of Advance Textile Centre of High Fashion (China) Co., Ltd., the supplier of finished fabrics and circular knit. He holds a diploma in business administration and a master in psychology from Padova University. Previously, he worked as a manager in the Benetton Group for more than 25 years and was responsible for various production units and sourcing divisions. In particular, he was responsible for the worldwide production licensing, fabric mill, garment, accessories and shoes outsourcing department of the Benetton Group. He was the managing director of Lanificio di Follina and also, for seven years, the managing director of Benetton (Far East) Limited in Hong Kong.

**Mr. Donald Michael HORNING**, aged 66, joined the Group in 1999 and as vice president of High Fashion Garments, Inc. In 2005, he was promoted to President and CEO of August Silk Inc. and High Fashion Garments, Inc. Throughout his career, he has held executive positions in apparel companies including Jones Apparel Group, J.H. Collectibles and David Crystal/Izod. He graduated from Syracuse University and attended the MBA program at The University of Chicago.

**Ms. HU Ze Lin**, aged 62, joined the Group in 1993. She is a director and the deputy general manager of High Fashion Silk (Zhejiang) Co., Ltd. and responsible for the production of that company. She attained matriculated education and is an economist in China. She has over 30 years of experience in textile industry and extensive experience in quality control in silk weaving production management.

**Mr. LAM Din Yu, Well**, aged 28, joined the Group in 2006. He is the general manager of the Advanced Textile Centre of High Fashion (China) Co., Ltd. He holds a bachelor degree of Business Administration from Boston University. He is a son of Mr. Lam Foo Wah and a brother of Mr. Lam Gee Yu, Will.

**Mr. LAM Gee Yu, Will**, aged 30, joined the Group in 2010. He is a director of High Fashion Garments Company Limited, High Fashion (China) Co., Ltd. and High Fashion Silk (Zhejiang) Co. Ltd. He is also the CEO of Apparel Brand Center, and responsible for the garment retail operation and administration. He serves as a vice president of Shenzhen Garment Industry Association, an associate member of The Hong Kong Institute of Directors and a member of retail and tourism committee of Hong Kong General Chamber of Commerce. He holds a Bachelor of Science Degree from Chinese University of Hong Kong and a Master of Finance Degree from Princeton University. Prior to joining the Group, he worked for an international bank in Asia and an international investment bank in United States. He is a son of Mr. Lam Foo Wah and a brother of Mr. Lam Din Yu, Will.



---

## Biographical Details of Directors and Senior Management

**Ms. LEUNG Suk Yin, Hilda**, aged 56, has been with the Group since its inception. She is a director of High Fashion Garments Company Limited and the CEO of Garment Centre of High Fashion (China) Co., Ltd. Ms. Leung holds a diploma in business management from the Hong Kong Polytechnic University and the Hong Kong Management Association. She has over 30 years of experience in the merchandising, marketing and production of garments.

**Mr. LIN Ping**, aged 52, joined the Group in 1993. He is the Chairman and the CEO of High Fashion Silk (Zhejiang) Co., Ltd. and responsible for the operation and administration. He is also the Chairman of High Fashion (China) Co., Ltd. He serves as Vice President of China Silk Association, Vice President of China Fashion Color Association, Vice President of Silk Branch of China Textile Chamber of Commerce, Vice President of China Silk Quilt Association, an executive member of China Silk Association, Vice President of Zhejiang Textile Association, Vice President of Zhejiang Province Silk Association, Vice President of Shaoxing Textile Association, Representative of 6th and 7th NPC of Shaoxing, Part-time Professor of Zhejiang Sci-Tech University and Honorary Professor of Hangzhou Vocational Technical College. He attains EMBA education and is a senior economist in China. He has over 30 years' experience in textile industry and extensive experience in product design and development, silk weaving production and management.

**Mr. LIN Yuet Man, Edwin**, aged 52, joined the Group in 1997. He is the Finance Director of a subsidiary of the Company and a Director and the General Manager of High Fashion (China) Co., Ltd. He has over 30 years' experience in accounting field. He is a member of The Association of Chartered Certified Accountants, the Hong Kong Institute of Certified Public Accountants, The Hong Kong Institute of Chartered Secretaries and The Institute of Chartered Secretaries & Administrators. He also holds a master degree in business administration.

**Mr. PANG Kin Wah, Julian**, aged 40, joined the Group in 2004. He is the Chief Financial Officer of Garment Centre of High Fashion (China) Co., Ltd. He is a member of the Hong Kong Institute of Certified Public Accountants and has Certified of Internal Auditors (CIA) professional designation. He holds a bachelor degree of Business Administration (Honours) in Accountancy from the Hong Kong Polytechnic University and a master degree in Business Administration from the Chinese University of Hong Kong. Prior to joining the Group, he worked for a financial institution and an international accounting firm.

**Mr. RUAN Gen Yao**, aged 52, joined the Group in 2001. He is the General Manager of Hangzhou Dalifu Silk Finishing Co., Ltd. and responsible for the operation of that company. He is a politician engineer in China and Labour Model of Hangzhou and the representation of the People's Congress of Tonglu, China. He has over 10 years' experience in silk finishing and dyeing industry and extensive experience in business management.

**Mr. Nicholas E. G. WRIGHT**, aged 58, joined the Group in 1993. He is the Managing Director of High Fashion (U.K.) Limited. He has over 25 years of experience in the clothing industry.

**Mr. ZHANG Shan Pu**, aged 57, joined the Group in 1999. He is the General Manager of Suzhou High Fashion Garments Co., Ltd. and responsible for the operation of that company. He graduated from an institution. Mr. Zhang has over 10 years of experience in silk knitting garments management and extensive experience in business management.

---

## Report of the Directors

The directors present their report and the audited consolidated financial statements of the Group for the year ended 31 December 2012.

### PRINCIPAL ACTIVITIES

The principal activity of the Company is investment holding. Details of the principal activities of the principal subsidiaries are set out in note 46 to the consolidated financial statements. There were no significant changes in the nature of the Group's principal activities during the year.

### RESULTS AND DIVIDENDS

The Group's profit for the year ended 31 December 2012 and the statement of financial position of the Group at that date are set out in the consolidated financial statements on pages 37 to 119.

An interim dividend of 5 HK cents per ordinary share was paid on 28 September 2012. The directors recommended the payment of a final dividend of 15 HK cents per ordinary share in respect of the year to shareholders on the register of members on 5 June 2013.

### FINANCIAL SUMMARY

A summary of the published results and assets and liabilities of the Group for the last five financial years, as extracted from the audited consolidated financial statements and reclassified as appropriate, is set out on page 120. This summary does not form part of the audited consolidated financial statements.

### PROPERTY, PLANT AND EQUIPMENT AND INVESTMENT PROPERTIES

Details of movements in the property, plant and equipment and investment properties of the Group during the year are set out in notes 15 and 17 to the consolidated financial statements, respectively.

### SHARE CAPITAL

Details of movements in the Company's share capital during the year, is set out in note 35 to the consolidated financial statements.

### SHARE OPTION SCHEME

A summary of the share option scheme during the year is set out in note 36 to the financial statements.

### PRE-EMPTIVE RIGHTS

There are no provisions for pre-emptive rights under the Company's bye-laws or the laws of Bermuda which would oblige the Company to offer new shares on a pro rata basis to its existing shareholders.

---

## Report of the Directors

### PURCHASE, SALE OR REDEMPTION OF THE LISTED SECURITIES OF THE COMPANY

During the year, the Company repurchased 3,510,000 (2011: 2,498,000) ordinary shares of HK\$0.10 each of the Company on The Stock Exchange of Hong Kong Limited (the “Stock Exchange”) as follows:

Month of the repurchases	Number of shares repurchased	Highest price paid per share HK\$	Lowest price paid per share HK\$	Aggregate consideration paid (including direct costs) HK\$
January 2012	3,510,000	2.90	–	10,222,561

The above repurchased shares were cancelled during the year and the issued share capital of the Company was reduced by the par value thereof. An amount equivalent to the par value of the shares cancelled has been transferred from the accumulated profits of the Company to the capital redemption reserve.

The repurchase of the Company's shares during the year was effected by the directors, pursuant to the mandate from shareholders, with a view to benefiting shareholders as a whole by enhancing the net asset value and earnings per share of the Group.

Save as disclosed herein, the Company had not redeemed any of the Company's listed securities, and neither the Company nor any of its subsidiaries had purchased or sold any of the Company's listed securities during the year.

### RESERVES

Details of movements in the reserves of the Group during the year are set out in the consolidated statement of changes in equity.

### DISTRIBUTABLE RESERVES

At 31 December 2012, the Company's reserves available for distribution, calculated in accordance with the provisions of The Companies Act 1981 of Bermuda (as amended), amounted to HK\$160,206,000, of which HK\$44,582,000 has been proposed as final dividend for the year. In addition, the Company's share premium account, in the amount of HK\$262,871,000 may be distributed in the form of fully paid bonus shares.

---

# Report of the Directors

## CHARITABLE DONATIONS

During the year, the Group made charitable donations totalling HK\$1,429,000 (2011: HK\$1,542,000).

## MAJOR CUSTOMERS AND SUPPLIERS

In the year under review, sales to the Group's five largest customers accounted for 31% of the total sales for the year and sales to the largest customer included therein amounted to 10.6%. Purchases from the Group's five largest suppliers accounted for less than 30% of the total purchases for the year.

None of the directors of the Company or any of their associates or any shareholders which, to the best knowledge of the directors, own more than 5% of the Company's issued share capital had any beneficial interest in the Group's five largest customers.

## DIRECTORS

The directors of the Company during the year and up to the date of this report were:

### Executive Directors:

Mr. Lam Foo Wah  
Ms. So Siu Hang, Patricia

### Non-executive Directors:

Mr. Chan Wah Tip, Michael  
Professor Yeung Kwok Wing

### Independent Non-executive Directors:

Mr. Woo King Wai  
Mr. Wong Shiu Hoi, Peter  
Mr. Leung Hok Lim

In accordance with bye-law 87 of the Company's Bye-laws, Professor Yeung Kwok Wing, Mr. Woo King Wai and Ms. So Siu Hang, Patricia will retire by rotation and, being eligible, offer themselves for re-election at the forthcoming annual general meeting.

## **INDEPENDENCE CONFIRMATION**

Pursuant to the Rule 3.13 of the Rules Governing the Listing of Securities on the Stock Exchange (the “Listing Rules”), each independent non-executive director re-affirmed his independent status with the Company as at 31 December 2012, and the Company considered that they are independent.

## **DIRECTORS’ EMOLUMENTS**

Particulars as required to be disclosed pursuant to Appendix 16 of the Listing Rules are set out in note 9 to the consolidated financial statements.

## **BIOGRAPHICAL DETAILS OF DIRECTORS AND SENIOR MANAGEMENT**

Biographical details of the directors of the Company and the senior management of the Group are set out on pages 12 to 15 of the annual report.

## **DIRECTORS’ SERVICE CONTRACTS**

None of the directors who are proposed for re-election at the forthcoming annual general meeting has a service contract with the Company which is not determinable by the Company within one year without payment of compensation, other than statutory compensation.

## **DIRECTORS’ INTERESTS IN CONTRACTS**

Other than as disclosed under the section “Related Party Transactions” in note 45 to the consolidated financial statements, no director had a material interest, either directly or indirectly, in any contract of significance to the business of the Group to which the Company or any of its subsidiaries was a party during the year.

## **RELATED PARTY TRANSACTIONS**

Significant related party transactions entered into by the Group during the year ended 31 December 2012 are disclosed in note 45 to the consolidated financial statements.

## Report of the Directors

### DIRECTORS' AND CHIEF EXECUTIVES' INTERESTS AND SHORT POSITIONS IN SHARES, UNDERLYING SHARES AND DEBENTURES

As at 31 December 2012, the interests and short positions of the directors, chief executives of the Company and their associates in the shares, underlying shares and debentures of the Company and its associated corporations (within the meaning of Part XV of the Securities and Futures Ordinance ("SFO")) which have been notified to the Company and the Stock Exchange pursuant to the provision of Divisions 7 and 8 of Part XV of the SFO (including interests and short positions which any such director or chief executive was taken or deemed to have under such provisions of the SFO) and have been recorded in the register maintained by the Company pursuant to section 352 of the SFO, or which have been notified to the Company and the Stock Exchange pursuant to the model code for securities transactions by directors of listed issuers ("Model Code") contained in the Listing Rules, were as follows:

#### (i) Long Positions in the Company's Shares

Name of Directors	Notes	Capacity	Nature of interests	Number of ordinary shares held	Percentage of the Company's issued share capital (Note 3)
Lam Foo Wah		Beneficial owner	Personal	1,706,000	0.57%
	1, 2	Other interest	Other	146,721,986	49.37%
So Siu Hang, Patricia		Beneficial owner	Personal	2,824,309	0.95%

#### (ii) Long Position in Shares of Associated Corporation

Name of Director	Note	Name of associated corporation	Relationship with the Company	Capacity	Number of ordinary shares held	Percentage of the associated corporation's issued share capital
Lam Foo Wah	4	High Fashion Knitters Limited	Subsidiary	Interest of controlled corporations	5,339,431	35.60%

*Notes:*

- Mr. Lam Foo Wah is deemed to have interests in 110,604,419 ordinary shares which are beneficially owned by Hinton Company Limited, the entire issued share capital of which is held under a related discretionary trust. Mr. Lam is regarded as a founder of the trust.
- Mr. Lam Foo Wah is deemed to have interests in 36,117,567 ordinary shares which are beneficially owned by High Fashion Charitable Foundation Limited, the entire issued share capital of which is held under a related discretionary trust. Mr. Lam is regarded as a founder of the trust.
- The issued share capital of the Company is 297,213,550 shares as at 31 December 2012.
- These shares are held through three companies beneficially owned by Mr. Lam Foo Wah.

## Report of the Directors

### DIRECTORS' AND CHIEF EXECUTIVES' INTERESTS AND SHORT POSITIONS IN SHARES, UNDERLYING SHARES AND DEBENTURES (Cont'd)

Save as disclosed above, as at 31 December 2012, none of the directors, chief executives of the Company nor their associates had or was deemed to have any interest or short positions in the shares, underlying shares or debentures of the Company and its associated corporations (within the meaning of Part XV of the SFO), which has been recorded in the register maintained by the Company pursuant to section 352 of the SFO or which has been notified to the Company and the Stock Exchange pursuant to the Model Code of the Listing Rules.

At no time during the year ended 31 December 2012 was the Company or any of its subsidiaries a party to any arrangements to enable the directors of the Company or any of their spouses or children under the age of 18 to acquire benefits by means of the acquisition of shares in, or debentures of, the Company or any other body corporate.

### SUBSTANTIAL SHAREHOLDERS

As at 31 December 2012, the following substantial shareholders, other than directors and chief executives of the Company, had the interests and short positions in the shares and underlying shares of the Company which have been disclosed to the Company pursuant to the provision of Divisions 2 and 3 of Part XV of the SFO, have been recorded in the register kept by the Company pursuant to section 336 of SFO:

#### Long Positions in the Company's Ordinary Shares:

Name of Shareholders	Notes	Capacity	Number of ordinary shares held	Percentage of the Company's issued share capital (Note 3)
Hinton Company Limited	1	Beneficial owner	110,604,419	37.22%
High Fashion Charitable Foundation Limited	1	Beneficial owner	36,117,567	12.15%
Fundpartner Solutions (Europe) SA	2	Investment manager	14,904,000	5.01%

#### Notes:

- Such interests have been disclosed as interests of Mr. Lam Foo Wah in the "Directors' and Chief Executives' Interests and Short Positions in Shares, Underlying Shares and Debentures" above.
- These interests are held on behalf of Worldwide Fund, Fcp Sif, Global Equities Sub Fund.
- The issued share capital of the Company is 297,213,550 shares as at 31 December 2012.

Save as disclosed above, as at 31 December 2012, no person, other than the directors or chief executives of the Company, whose interests are set out in the section "Directors' and Chief Executives' Interests and Short Positions in Shares, Underlying Shares and Debentures" above, had registered a long or short position in the shares, underlying shares and debentures of the Company that was required to be recorded pursuant to section 336 of the SFO.

---

# Report of the Directors

## SUFFICIENCY OF PUBLIC FLOAT

Based on the information that is publicly available to the Company and within the knowledge of the directors, as at the date of this report, there is a sufficiency of public float of the Company's securities as required under the Listing Rules.

## CORPORATE GOVERNANCE

The Company has applied the principles of, and complied with the applicable code provisions of the Corporate Governance Code and Corporate Governance Report (previously known as Code on Corporate Governance Practices) as set out in Appendix 14 of the Listing Rules throughout the accounting year ended 31 December 2012, except code provision A.1.1 on the regular board meeting held and code provision A.2.1 on the separate roles of the chairman and chief executive officer.

Details of the Company's corporate governance report are set out on pages 23 to 34.

## AUDITOR

The consolidated financial statements for the year ended 31 December 2012 were audited by Deloitte Touche Tohmatsu.

A resolution for the re-appointment of Deloitte Touche Tohmatsu as auditor of the Company will be proposed at the forthcoming annual general meeting.

ON BEHALF OF THE BOARD

### LAM FOO WAH

*Chairman & Managing Director*  
Hong Kong, 28 March 2013



---

## Corporate Governance Report

The Board of Directors (“Board”) and the management of the Company are committed to establishment and maintaining of good corporate governance practices and procedures. The Company believes that good corporate governance provides a framework that is essential for effective management and enhancing shareholders’ value. The corporate governance principles of the Company emphasise a quality Board, sound internal controls, and accountability and transparency to all shareholders.

In October 2011, The Stock Exchange of Hong Kong Limited (“Stock Exchange”) made an announcement in relation to the amendments to the corporate governance related provisions provided in the Rules Governing the Listing of Securities on the Stock Exchange (the “Listing Rules”) and the Code on Corporate Governance Practices as set out in Appendix 14 of the Listing Rules (the “Former CG Code”). The Former CG Code was renamed as Corporate Governance Code and Corporate Governance Report (the “CG Code”) and became effective on 1 April 2012. Immediately after the announcement, the Board carried out an extensive review on the corporate governance practices of the Group. Certain guidelines, policies and terms of reference of various board committees were revised and adopted by the Board in March 2012 in order to strengthen the Group’s corporate governance framework and adopt the code provisions, under the CG Code. These revised documents will be reviewed regularly by the Board and the relevant board committees and will be updated in line with the amendments of applicable legislations and rules as well as the current market practices.

The Company has complied with all the code provisions of CG Code throughout the accounting year ended 31 December 2012, except code provision A.1.1 on the regular board meeting held and code provision A.2.1 on the separate roles of the chairman and chief executive officer as described below.

In addition, to demonstrate the Company’s continued commitment to maintaining of good corporate governance, the Board adopted a Board Diversity Policy in March 2013 to comply with a new Code Provision on board diversity which will be effective from September 2013.

---

# Corporate Governance Report

## THE BOARD

The Board of the Company is collectively responsible for the oversight of the management of the business and affairs of the Group with the objective of enhancing shareholders value.

At the year end, the Board of the Company consisted of a total of seven directors, comprising two Executive Directors, two Non-executive Directors and three Independent Non-executive Directors. The names of directors and their positions are as follows:

Name of Director	Position
<b>Executive Directors:</b>	
Mr. Lam Foo Wah	Chairman and Managing Director
Ms. So Siu Hang, Patricia	Executive Director
<b>Non-executive Directors:</b>	
Mr. Chan Wah Tip, Michael	Non-executive Director
Professor Yeung Kwok Wing	Non-executive Director
Mr. Woo King Wai	Independent Non-executive Director
Mr. Wong Shiu Hoi, Peter	Independent Non-executive Director
Mr. Leung Hok Lim	Independent Non-executive Director

The Directors' biographical information is set out on pages 12 to 13.

An updated list of directors of the Company and their respective roles and functions have been maintained on the website of the Company and the designated website of the Stock Exchange.

Under Rule 3.10A of the Listing Rules, which should be implemented by 31 December 2012, listed issuers should appoint independent non-executive directors (INEDs) representing at least one-third of the board. More than one-third member in the Board is INED. One of the three INEDs has appropriate professional qualifications, or accounting or related financial management expertise.

Review of the Board composition is made regularly to ensure that it has a balance of expertise, skills and experience appropriate for the requirements of the business of the Company.

Appropriate insurance cover on directors' and officers' liabilities has been in force to protect the Directors and officers of the Group from their risk exposure arising from the businesses of the Group.

# Corporate Governance Report

## THE BOARD (Cont'd)

### Board Meeting

In 2012, it deviates from the code provision A.1.1 of CG Code as the Board meetings held three times a year. The Board believes that such arrangements were adequate to cover all major issues arising throughout the year ended 31 December 2012. In any event all Directors were available for consultation by management from time to time during the year.

In order to ensure that the Board is able to fulfill its responsibilities, it has established and delegated specific responsibilities to the Audit Committee, Remuneration Committee and Nomination Committee (established on 27 March 2012). The details of the committees are stipulated on pages 27 to 29 of this report.

The Company provides at least 14 days' notices of every Board meeting to all Directors. Board papers are circulated not less than three days before the Board meetings to enable the Directors to make informed decisions on matters to be raised at the Board meetings.

During the financial year, the Group Chief Financial Officer and the Company Secretary attended the regular Board meetings to advise on corporate governance, statutory compliance, accounting and financial matters when necessary. Directors had full access to information on the Group and were able to seek independent professional advice whenever deemed necessary by the Directors. The Company Secretary prepared minutes and kept records of matters discussed and decisions resolved at all Board meetings.

### Directors' attendance records

During the year ended 31 December 2012, details of Directors' attendance at the Board and respective Board Committees Meetings and the annual general meeting held on 30 May 2012 ("2012 AGM") are as follows:

Name of Directors	Meetings Attended/held			
	Board	Audit Committee	Remuneration Committee	2012 AGM
<b>Executive Directors:</b>				
Mr. Lam Foo Wah	3/3	N/A	N/A	1/1
Ms. So Siu Hang, Patricia	3/3	N/A	N/A	1/1
<b>Non-executive Directors:</b>				
Mr. Chan Wah Tip, Michael	2/3	2/2	1/1	1/1
Professor Yeung Kwok Wing	2/3	1/2	1/1	1/1
<b>Independent Non-executive Directors:</b>				
Mr. Woo King Wai	2/3	2/2	1/1	1/1
Mr. Wong Shiu Hoi, Peter	2/3	2/2	1/1	1/1
Mr. Leung Hok Lim	3/3	2/2	1/1	1/1

---

# Corporate Governance Report

## THE BOARD (Cont'd)

### Nomination, Appointment and Re-election of Directors

The Company has established the Nomination Committee with specific terms of reference on 27 March 2012 and formal nomination procedures were adopted. Any nomination of directors will be reviewed and discussed by the Nomination Committee for his suitability on the basis of qualifications, experience and background. Suitable candidates will be recommended by the Nomination Committee to the Board for consideration of the appointment.

In accordance with the Company's Bye-Laws, newly appointed director(s) is/are required to retire and can offer themselves for re-election at the first general meeting following their appointment.

The Company's Bye-Laws provide that every Director shall be subject to retirement by rotation at least once every three years and that one-third (or the number nearest to one-third) of the Directors shall retire from office every year at annual general meeting of the Company. Retiring Directors are eligible for re-election.

In accordance with bye-law 87 of the Company's Bye-laws, Professor Yeung Kwok Wing, Mr. Woo King Wai and Ms. So Siu Hang, Patricia will retire by rotation and, being eligible, offer themselves for re-election at the forthcoming annual general meeting of the Company to be held on 28 May 2013 ("2013 AGM").

None of the directors who are proposed for re-election at the forthcoming annual general meeting has a service contract with the Company which is not determinable by the Company within one year without payment of compensation, other than statutory compensation.

Pursuant to the code provision A.4.3 of CG Code, any further appointment of INED serving more than nine years should be subject to a separate resolution to be approved by shareholders. Mr. Woo King Wai is a director serving the Company since 1992. Mr. Woo has met the independence guidelines set out in Rule 3.13 of the Listing Rules and has made an annual confirmation of independence to the Company. The Board is satisfied that Mr. Woo remains independent, and considers that he would be able to continue to discharge his duties as an INED to the Company. Mr. Woo should be re-elected and separate resolution will be proposed for his re-election at the 2013 AGM.

During the financial year, each of the INEDs has made an annual confirmation of independence pursuant to Rule 3.13 of the Listing Rules. The Company considers that all INEDs meet the independence guidelines set out in Rule 3.13 of the Listing Rules and are independent.

## CHAIRMAN AND CHIEF EXECUTIVE OFFICER

The positions of the Chairman of the Board ("Chairman") and the Managing Director are held and performed by Mr. Lam Foo Wah, the same individual. Although it deviates from the code provision A.2.1 of CG Code, the Board considers that the function of the Chairman and the Managing Director in the Company's strategic planning and development process are overlapping and it may not be for the benefit of the Company to have separate individuals occupying these two offices given the conditions of the Group and its stage of development.

---

# Corporate Governance Report

## CHAIRMAN AND CHIEF EXECUTIVE OFFICER (Cont'd)

The Board, led by the Chairman, is responsible for the approval and monitoring of the Group's overall strategies and policies; evaluating the performance of the Group; and oversight of management. One of the important roles of the Chairman is to provide leadership to the Board to ensure that the Board acts in the best interests of the Group. The Chairman ensures that the Board works effectively and performs its responsibilities, and that all key and appropriate issues are discussed by the Board in a timely manner. All Directors have been consulted about any matters proposed for inclusion in the agenda. The Chairman has delegated the responsibility for drawing up the agenda for each Board meeting to the Company Secretary.

Management is responsible for the day-to-day operations of the Group under the leadership of the Chairman who is also the Managing Director. The Managing Director, working with the other executive directors and the executive management team of each business division, is responsible for managing the businesses of the Group, including implementation of strategies adopted by the Board and assuming full accountability to the Board for the operations of the Group. All Directors have made full and active contribution to the affairs of the Board and it always acts in the best interests of the Group.

With the support from Executive Directors and the Company Secretary, the Chairman seeks to ensure that all Directors are properly briefed on issues arising at Board meetings and receives adequate and reliable information in a timely manner. Apart from the regular Board meetings, the Chairman hold meetings with the Non-executive Directors (including Independent Non-executive Directors) without the presence of Executive Directors.

## BOARD COMMITTEES

The Board delegates its powers and authorities from time to time to committees in order to ensure the operational efficiency and specific issues are being handled by relevant expertise. Three board committees have been established and each of them has its specific duties and authorities setting out in its own terms of reference. Written terms of reference, which are in line with the CG Code, of each of the Audit Committee, the Remuneration Committee and the Nomination Committee are available on the website of the Company and the designated website of the Stock Exchange.

### Audit Committee

During the financial year, the Audit Committee comprises Mr. Leung Hok Lim (Chairman), Mr. Chan Wah Tip, Michael, Professor Yeung Kwok Wing, Mr. Woo King Wai and Mr. Wong Shiu Hoi, Peter.

The Company has complied with the requirement of the Listing Rules in establishing an audit committee comprising at least three members who must be Non-executive Directors only, and the majority thereof must be Independent Non-executive Directors, at least one of whom must have appropriate professional qualifications, or accounting or related financial management expertise. The Audit Committee adopted the terms of reference with reference to "A Guide for the Formation of an Audit Committee" issued by the Hong Kong Institute of Certified Public Accountants and in accordance with the requirements of the CG Code.

The main duties of the Audit Committee are set out below:

- (i) to recommend to the Board on the appointment, reappointment and removal of the external auditor, and any questions of resignation or dismissal of the auditor;
- (ii) to review and monitor the external auditors' independence and objectivity and the effectiveness of the audit process in accordance with applicable standard;

---

# Corporate Governance Report

## BOARD COMMITTEES (Cont'd)

### Audit Committee (Cont'd)

- (iii) to develop and implement policy on the engagement of external auditor to supply non-audit services;
- (iv) to monitor integrity of financial statements of the Company and the Company's annual and interim reports and accounts, and to review significant financial reporting judgments contained in such reports;
- (v) to review the Company's financial controls, internal control and risk management systems; and
- (vi) to review the Group's financial and accounting policies and practices.

The Audit Committee held two regular meetings during the year to review and provide supervision of the Group's financial reporting system and internal control procedures, review of the Group's financial information and review of the relationship with the Auditor of the Company. The members' attendance to the Committee meeting is listed out on page 25.

In March 2013, the Audit Committee has reviewed the audited consolidated financial statements of the Group for the year ended 31 December 2012.

Minutes drafted by the secretary of Audit Committee are circulated to members of the Audit Committee within a reasonable time after each meeting.

No member of the Audit Committee is a former partner of the existing auditing firm of the Company during the one year after he/she ceases to be a partner of the auditing firm.

### Remuneration Committee

During the year, the Remuneration Committee comprises Mr. Wong Shiu Hoi, Peter (Chairman), Mr. Chan Wah Tip, Michael, Professor Yeung Kwok Wing, Mr. Woo King Wai and Mr. Leung Hok Lim.

The principal responsibilities of the Remuneration Committee include making recommendations to the Board on the Company's policy and structure for all remuneration of directors and senior management and reviewing the specific remuneration packages of all Executive Directors and senior management by reference to corporate goals and objectives resolved by the Board from time to time. The Remuneration Committee make recommendation to the Board on the remuneration packages of, including benefits in kind, pension rights and compensation payments, of individual executive directors and senior management.

The Remuneration Committee consulted the Chairman about their proposals relating to remuneration package and other human resources issues of the directors and senior management of the Company. The emoluments of directors and senior management are based on the skill, knowledge and involvement in the Company's affairs of each director and senior management and are determined by reference to the Company's performance and profitability, as well as remuneration benchmark in the industry and the prevailing market conditions.

## BOARD COMMITTEES (Cont'd)

### Remuneration Committee (Cont'd)

A regular meeting of Remuneration Committee has been convened in March 2012 and members' attendance to the Remuneration Committee meeting is listed out on page 25.

Particulars of directors' emoluments and employee's emoluments for the year ended 31 December 2012 are set out in note 9 to the consolidated financial statements.

### Nomination Committee

The Nomination Committee was established on 27 March 2012 and is mainly responsible for reviewing the structure, size and composition (including the skills, knowledge and experience) of the Board and making recommendations to the Board on the appointment or re-appointment of directors. Formal nomination procedures were adopted by the Board for governing the nomination and re-election of directors.

The Nomination Committee comprises Mr. Lam Foo Wah (Chairman), Mr. Chan Wah Tip, Michael, Professor Yeung Kwok Wing, Mr. Woo King Wai, Mr. Wong Shiu Hoi, Peter and Mr. Leung Hok Lim.

During the period from 27 March 2012 (the date of its establishment) to 31 December 2012, no meeting was held by the Nomination Committee. Its first meeting was held on 28 March 2013 for reviewing the structure, size and composition of the Board, assessing the independence of INEDs, making recommendations in relation to the re-appointment of the retiring directors at the forthcoming annual general meeting and reviewing the amended terms of reference relating to board diversity.

## CORPORATE GOVERNANCE FUNCTIONS

The Board is responsible for performing the corporate governance duties. Specific terms of reference are set out in the Terms of Reference of the Board of the Company and the relevant duties include the following:

1. to develop and review the Company's policies and practices on corporate governance;
2. to review and monitor the training and continuous professional development of directors and senior management;
3. to review and monitor the Company's policies and practices on compliance with legal and regulatory requirements;
4. to develop, review and monitor the code of conduct and compliance manual (if any) applicable to employees and directors; and
5. to review the Company's compliance with the code and disclosure in the Corporate Governance Report.

---

# Corporate Governance Report

## MODEL CODE FOR SECURITIES TRANSACTIONS

The Company has adopted the Model Code for Securities Transactions by Directors of Listed Issuers (“Model Code”) set out in Appendix 10 of the Listing Rules as its own code of conduct regarding directors’ securities transactions.

Confirmation has been sought from all Directors and they have complied with the required standard set out in the Model Code for the year ended 31 December 2012.

The Company has established the written guidelines on no less exacting terms than the Model Code relating to securities transactions for the relevant employees.

## DIRECTORS’ CONTINUOUS PROFESSIONAL DEVELOPMENT

The directors acknowledge the need to continue to develop and refresh their knowledge and skills for making contributions to the Company. The participation by individual directors in the continuous professional development programme with appropriate emphasis on the roles, functions and duties of a director of a listed company in 2012 is recorded in the table below.

Name of Directors	Type of Continuous Professional Development	
	Reading regulatory updates or information	Attending external seminar(s)/ programme(s)
Mr. Lam Foo Wah	✓	–
Ms. So Siu Hang, Patricia	✓	–
Mr. Chan Wah Tip, Michael	✓	✓
Professor Yeung Kwok Wing	✓	–
Mr. Woo King Wai	✓	✓
Mr. Wong Shiu Hoi, Peter	✓	–
Mr. Leung Hok Lim	✓	✓

The Company Secretary updates directors on the latest developments and changes to the Listing Rules and the applicable legal and regulatory requirements regarding subjects necessary in the discharge of their duties.



## ACCOUNTABILITY AND AUDIT

### Financial Reporting

The Directors acknowledge their responsibility for preparing, with support from the Finance Department, the consolidated financial statements of the Group.

The Directors are responsible for keeping proper accounting records and preparing accounts of each financial period, which give a true and fair view of the state of affairs of the Group and of the results and cash flow for that period. In preparing the accounts for the year ended 31 December 2012, the Directors believe that they have selected suitable accounting policies and applied them consistently, made judgements and estimates that are prudent and reasonable, and ensured the financial statements are prepared on a “going concern” basis.

The final and interim results of the Company are announced in a timely manner within the limits of three months and two months respectively after the end of the relevant year or period.

A statement by the Auditor of the Company about their reporting responsibilities on the consolidated financial statements of the Group is set out in the Independent Auditor’s Report on pages 35 to 36.

### Auditors’ Remuneration

The Group’s external auditor is Deloitte Touche Tohmatsu who perform audit and non-audit services for the year ended 31 December 2012. The Group paid or payable to Deloitte Touche Tohmatsu in respect of audit services fee is approximately HK\$3,525,000 and non-audit services fee approximately HK\$629,000.

## INTERNAL CONTROL

The Board has overall responsibilities for maintaining sound and effective internal control system of the Group. The Board conducts reviews of the effectiveness of the internal control system for the year ended 31 December 2012 covering all material controls, including financial, operational and compliance controls and risk management functions by considering reviews performed by the Audit Committee, executive management and both the group internal audit department and external auditor. The Group’s system of internal control comprises a defined management structure with limits of authority, is designed to help the achievement of business objectives, safeguard assets against unauthorised use or disposition, ensure the maintenance of proper accounting records for the provision of reliable financial information for internal use or for publication, and ensure compliance with relevant legislation and regulations.

The system is designed to provide reasonable, but not absolute, assurance against material misstatement or loss and to manage rather than eliminate risks of failure in operational systems and achievement of the Group’s objectives.

---

# Corporate Governance Report

## INTERNAL CONTROL (Cont'd)

The criteria for the Board to assess the effectiveness of the system of internal control are listed below:

**(i) Organisational Structure**

An organisational structure with operating policies and procedures, lines of responsibility and delegated authority has been already established.

**(ii) Authority and Control**

The relevant Executive Directors and senior management are delegated with respective levels of authorities with regard to key corporate strategy and policy and contractual commitments. The Board is responsible for handling and dissemination of price sensitive information through discussion and delegation of authority to the Company Secretary.

**(iii) Budgetary Control and Financial Reporting**

Budgets are prepared annually by the senior management and are subject to review and approval of the Executive Directors prior to being adopted. There are procedures for the appraisal, review and approval of major capital and recurrent expenditure. Results of operations against budgets are reported regularly to the Executive Directors. Proper controls are in place for the recording of complete, accurate and timely accounting and management information. Regular reviews and audits are carried out to ensure that the preparation of consolidated financial statements is carried out in accordance with generally accepted accounting principles, the Group's accounting policies and applicable laws and regulations.

**(iv) Systems and Procedures**

Systems and procedures are set to identify, measure, manage and control risks including business, compliance, operational, financial and information services risks that may have an impact on the Group and each principal division. Exposure to these risks is monitored by the Executive Directors and the management of the respective principal divisions.

**(v) Internal Audit**

The group internal audit department performs independent reviews of the controls and risks identified to provide reasonable assurance to management of the Company and principal divisions and the Audit Committee that controls have been set in place and adequately addressed.

The group internal audit department monitors compliance with policies and procedures as well as the effectiveness of internal control structures across the Company and the Group. To preserve the independence of the group internal audit department, the group internal audit department reports directly to the Audit Committee. The group internal audit department plans its internal audit schedules annually in consultation with, but independent of, management of the Group and the principal divisions. In addition to its agreed annual schedule of work, the group internal audit department conducts other special reviews as required. As a key criterion of assessing the effectiveness of the internal control system, the Board and the Audit Committee actively monitor the number and seriousness of findings raised by the group internal audit department and also the corrective actions taken by relevant departments.

## INTERNAL CONTROL (Cont'd)

According to the 2012 internal audit reports, the Group's internal control system is functioning effectively and there was no significant weakness found in the course of the audits carried out during the year. The Board, through the Audit Committee and the internal audit function, has reviewed the effectiveness of the Group's internal control system and is of the view that there are no suspected frauds, irregularities, internal control deficiencies or suspected infringement of laws, rules and regulations that cause the Board to believe that the systems are ineffective or inadequate. The Board is satisfied that the Company and the Group have fully complied with the code provisions on internal control as set forth in the CG Code for the year ended 31 December 2012.

## COMPANY SECRETARY

The Company Secretary is a full-time employee of the Company and has day-to-day knowledge of the Company's affairs. All Directors have access to the advice and services of the Company Secretary with a view to ensuring that Board procedures, and all applicable rules and regulations, are followed. For the year ended 31 December 2012, the Company Secretary has complied with Rule 3.29 of the Listing Rules by taking no less than 15 hours of relevant professional training.

## COMMUNICATION WITH SHAREHOLDERS

The Board recognises the importance of communication with our shareholders. On 27 March 2012, the Company adopted a shareholders communication policy to set out the Company's processes to provide shareholders and investment public with equal and timely information on the Company for them to make informed assessments of the Company's strategy, operations and financial performance.

### General Meeting

At 2012 AGM held:

- (i) A separate resolution was proposed by the Chairman of that meeting in respect of each separate issue, including the re-election of directors.
- (ii) The Chairman of the Board, and Chairmen of the Audit Committee and Remuneration Committee, or in absence of the chairman of such committees, any member from the respective committees, attended the 2012 AGM to address shareholders queries.
- (iii) External auditor attended the 2012 AGM and was available to assist the directors in addressing queries from shareholders relating to the conduct of the audit and the preparation and content of its auditor's report.
- (iv) The Chairman demanded poll on all resolutions. Tricor Secretaries Limited, the Company's Hong Kong branch share registrar and transfer office, was engaged as scrutineer to ensure the votes were properly counted.

The 2013 AGM will be held at 10th Floor, High Fashion Centre, 1-11 Kwai Hei Street, Kwai Chung, New Territories, Hong Kong on Tuesday, 28 May 2013 at 10:30 a.m. Notice of the 2013 AGM will be sent to all shareholders at least 20 clear business days before the said meeting.

---

# Corporate Governance Report

## COMMUNICATION WITH SHAREHOLDERS (Cont'd)

### Voting by Poll

It was properly explained at the commencement of the 2012 AGM the procedures for conducting a poll.

At the 2013 AGM, the Chairman of the meeting will demand a poll on all the resolutions in accordance with the requirements of the Listing Rules. The poll results will be posted on the websites of the Stock Exchange and the Company on the same day following the meeting.

### Shareholders' Rights

#### ***Procedures for shareholders convening meetings***

The Company holds a general meeting as its annual general meeting every year. Each general meeting, other than annual general meeting, shall be called a special general meeting ("SGM").

Pursuant to the Company's Bye-Laws, the shareholders of the Company holding at the date of the deposit of the requisition not less than one-tenth of the paid-up capital of the Company carrying the right of voting at general meetings of the Company shall at all times have the right, by written requisition to the Board, to require a SGM to be called by the Board for the transaction of any business specified in such requisition. The written requisition must be deposited at 11th Floor, High Fashion Centre, 1-11 Kwai Hei Street, Kwai Chung, New Territories, Hong Kong, the Company's Head Office and Principal Place of Business in Hong Kong, for the attention of the Company Secretary.

#### ***Procedures for shareholders putting forward proposals***

Pursuant to the Company's Bye-Laws, any shareholder, who wishes to propose a person other than a retiring Director of the Company for election as a Director at a general meeting of the Company. The Company's procedures for shareholders to propose a person for election as a director are available on the Company's website.

### Investor Relations

The Company establishes different communication channels with shareholders and investors: (i) shareholders can receive printed copies of corporate information, (ii) the general meeting provides a forum for shareholders to raise comments and exchange views with the Board, (iii) the Company's website offers communication channel between the Company and its shareholders and investors; and (iv) the Company's Hong Kong branch share registrar and transfer office serve the shareholders respecting all share registration matters.

Information in relation to the Group is disseminated to shareholders in a timely manner through a number of formal channels, which include interim and annual reports, announcements, and circulars. Such published documents, together with the latest corporate information are also made available on the Company's website. The corporate information and shareholders & investor relation information is set out on pages 121 to 122 of this annual report.

# Deloitte.

## 德勤

TO THE MEMBERS OF HIGH FASHION INTERNATIONAL LIMITED

達利國際集團有限公司

*(Incorporated in Bermuda with limited liability)*

We have audited the consolidated financial statements of High Fashion International Limited (the "Company") and its subsidiaries (collectively referred to as the "Group") set out on pages 37 to 119, which comprise the consolidated statement of financial position as at 31 December 2012, and the consolidated statement of comprehensive income, consolidated statement of changes in equity and consolidated statement of cash flows for the year then ended, and a summary of significant accounting policies and other explanatory information.

### DIRECTORS' RESPONSIBILITY FOR THE CONSOLIDATED FINANCIAL STATEMENTS

The directors of the Company are responsible for the preparation of consolidated financial statements that give a true and fair view in accordance with Hong Kong Financial Reporting Standards issued by the Hong Kong Institute of Certified Public Accountants and the disclosure requirements of the Hong Kong Companies Ordinance, and for such internal control as the directors determine is necessary to enable the preparation of consolidated financial statements that are free from material misstatement, whether due to fraud or error.

### AUDITOR'S RESPONSIBILITY

Our responsibility is to express an opinion on these consolidated financial statements based on our audit and to report our opinion solely to you, as a body, in accordance with Section 90 of the Bermuda Companies Act, and for no other purpose. We do not assume responsibility towards or accept liability to any other person for the contents of this report. We conducted our audit in accordance with Hong Kong Standards on Auditing issued by the Hong Kong Institute of Certified Public Accountants. Those standards require that we comply with ethical requirements and plan and perform the audit to obtain reasonable assurance about whether the consolidated financial statements are free from material misstatement.

An audit involves performing procedures to obtain audit evidence about the amounts and disclosures in the consolidated financial statements. The procedures selected depend on the auditor's judgment, including the assessment of the risks of material misstatement of the consolidated financial statements, whether due to fraud or error. In making those risk assessments, the auditor considers internal control relevant to the entity's preparation of consolidated financial statements that give a true and fair view in order to design audit procedures that are appropriate in the circumstances, but not for the purpose of expressing an opinion on the effectiveness of the entity's internal control. An audit also includes evaluating the appropriateness of accounting policies used and the reasonableness of accounting estimates made by the directors, as well as evaluating the overall presentation of the consolidated financial statements.

We believe that the audit evidence we have obtained is sufficient and appropriate to provide a basis for our audit opinion.

---

# Independent Auditor's Report

**TO THE MEMBERS OF HIGH FASHION INTERNATIONAL LIMITED (Cont'd)**

達利國際集團有限公司

*(Incorporated in Bermuda with limited liability)*

## **OPINION**

In our opinion, the consolidated financial statements give a true and fair view of the state of affairs of the Group as at 31 December 2012, and of the Group's profit and cash flow for the year then ended in accordance with Hong Kong Financial Reporting Standards and have been properly prepared in accordance with the disclosure requirements of the Hong Kong Companies Ordinance.

**Deloitte Touche Tohmatsu**

*Certified Public Accountants*

Hong Kong, 28 March 2013

# Consolidated Statement of Comprehensive Income

For the year ended 31 December 2012

	NOTES	2012 HK\$'000	2011 HK\$'000
Revenue	5	2,563,116	2,784,166
Cost of sales		(1,937,623)	(2,104,741)
Gross profit		625,493	679,425
Other income		123,013	141,560
Other gains and losses	7	142,654	122,983
Administrative expenses		(319,557)	(362,039)
Selling and distribution expenses		(318,785)	(309,323)
Finance costs	8	(45,737)	(31,882)
Share of losses of jointly controlled entities	19	(1,522)	(152)
Profit before taxation		205,559	240,572
Taxation	10		
Overprovision in respect of gain on disposal of property, plant and equipment and prepaid lease payments in prior years		–	72,974
Income tax expenses		(35,728)	(59,721)
Profit for the year	11	169,831	253,825
Other comprehensive income (expense)	12		
Gain on revaluation of properties		–	81,436
Exchange difference arising on translation of jointly controlled entities		127	1,047
Exchange difference arising on translation		21,027	93,561
Fair value gain (loss) on hedging instruments in cash flow hedges		62,388	(22,875)
Reclassification to profit and loss on cash flow hedges		(35,623)	(36,751)
Income tax relating to components of other comprehensive income		2,513	(14,261)
Other comprehensive income for the year, net of tax		50,432	102,157
Total comprehensive income for the year		220,263	355,982
Profit (loss) for the year attributable to:			
Owners of the Company		170,116	253,825
Non-controlling interests		(285)	–
		169,831	253,825
Total comprehensive income (expense) attributable to:			
Owners of the Company		220,548	355,982
Non-controlling interests		(285)	–
		220,263	355,982
Earnings per share	14		
Basic		HK\$0.57	HK\$0.84

# Consolidated Statement of Financial Position

At 31 December 2012

	NOTES	2012 HK\$'000	2011 HK\$'000
<b>Non-current assets</b>			
Property, plant and equipment	15	836,530	858,552
Prepaid lease payments	16	131,964	147,459
Investment properties	17	665,576	512,295
Intangible assets	18	–	–
Investments in jointly controlled entities	19	19,543	20,938
Available-for-sale investments, at cost		675	675
Deferred tax assets	33	33,192	29,108
Long-term deposits and prepayments	20	26,843	27,479
Derivative financial instruments	21	5,830	–
		<b>1,720,153</b>	<b>1,596,506</b>
<b>Current assets</b>			
Inventories	23	427,302	448,644
Trade receivables	24	416,892	408,903
Bills receivable	25	34,412	53,959
Prepaid lease payments	16	2,478	2,771
Deposits, prepayments and other receivables	26	177,078	151,462
Amounts due from jointly controlled entities	27	763	686
Tax recoverable		98,818	88,443
Derivative financial instruments	21	21,351	75,483
Structured deposits	22	877,634	417,753
Short-term deposits	28	452,231	449,604
Bank balances and cash	28	767,229	820,419
		<b>3,276,188</b>	<b>2,918,127</b>



# Consolidated Statement of Financial Position

At 31 December 2012

	NOTES	2012 HK\$'000	2011 HK\$'000
<b>Current liabilities</b>			
Trade payables	29	312,810	304,957
Bills payable	29	1,134	–
Other payables and accruals		221,481	234,720
Amounts due to jointly controlled entities	27	–	1,647
Amount due to an associate	30	589	591
Tax payable		169,232	169,104
Derivative financial instruments	21	10,565	4,235
Obligations under finance leases	31	162	264
Bank borrowings	32	1,846,045	1,496,123
Bank overdrafts	32	192	194
		<b>2,562,210</b>	<b>2,211,835</b>
Net current assets		<b>713,978</b>	<b>706,292</b>
Total assets less current liabilities		<b>2,434,131</b>	<b>2,302,798</b>
<b>Non-current liabilities</b>			
Obligations under finance leases	31	161	80
Deferred tax liabilities	33	126,842	105,824
Derivative financial instruments	21	11,082	52,234
Provision for long service payments	34	3,397	3,375
		<b>141,482</b>	<b>161,513</b>
		<b>2,292,649</b>	<b>2,141,285</b>
<b>Capital and reserves</b>			
Share capital	35	29,721	30,072
Share premium and reserves		2,262,447	2,111,213
Equity attributable to owners of the Company		<b>2,292,168</b>	<b>2,141,285</b>
Non-controlling interests		481	–
Total equity		<b>2,292,649</b>	<b>2,141,285</b>

The consolidated financial statements on pages 37 to 119 were approved and authorised for issue by the Board of Directors on 28 March 2013 and are signed on its behalf by:

**Lam Foo Wah**  
DIRECTOR

**So Siu Hang, Patricia**  
DIRECTOR

# Consolidated Statement of Changes in Equity

For the year ended 31 December 2012

	Attributable to owners of the Company							Attributable to non-controlling interests			
	Share capital HK\$'000	Share premium account HK\$'000	Translation reserve HK\$'000	Reserve funds HK\$'000 (Note i)	Property revaluation reserve HK\$'000 (Note ii)	Capital redemption reserve HK\$'000	Hedging reserve HK\$'000 (Note iii)	Other reserve HK\$'000 (Note iv)	Accumulated profits HK\$'000	Subtotal HK\$'000	Total HK\$'000
At 1 January 2011	30,322	288,184	263,872	33,136	51,530	7,910	24,873	39,853	1,133,897	1,853,577	1,853,577
Profit for the year	-	-	-	-	-	-	-	-	253,825	253,825	253,825
Exchange differences arising on translation	-	-	93,561	-	-	-	-	-	-	93,561	93,561
Fair value loss on hedging instruments	-	-	-	-	-	-	(22,875)	-	-	(22,875)	(22,875)
in cash flow hedges	-	-	-	-	-	-	-	-	-	-	-
Deferred tax related to fair value gain recognised	-	-	-	-	-	-	(2,265)	-	-	(2,265)	(2,265)
in other comprehensive income	-	-	-	-	-	-	-	-	-	-	-
Gain on revaluation of properties	-	-	-	-	81,436	-	-	-	-	81,436	81,436
Deferred tax arising on revaluation of properties	-	-	-	-	(20,359)	-	-	-	-	(20,359)	(20,359)
Reclassified to profit or loss on cash flow hedges	-	-	-	-	-	-	(36,751)	-	-	(36,751)	(36,751)
Deferred tax related to amounts reclassified to profit or loss	-	-	-	-	-	-	6,722	-	-	6,722	6,722
Effect of changes in tax rates	-	-	-	-	-	-	1,641	-	-	1,641	1,641
Exchange difference arising on translation of jointly controlled entities	-	-	1,047	-	-	-	-	-	-	1,047	1,047
Other comprehensive income (expense) for the year	-	-	94,608	-	61,077	-	(53,528)	-	-	102,157	102,157
Total comprehensive income (expense) for the year	-	-	94,608	-	61,077	-	(53,528)	-	253,825	355,982	355,982
Transfer to reserve funds	-	-	-	8,690	-	-	-	-	(8,690)	-	-
Repurchase of shares, including direct costs	(250)	(2,209)	-	-	-	250	-	-	(5,569)	(7,778)	(7,778)
Dividends recognised as distribution (note 13)	-	-	-	-	-	-	-	-	(60,496)	(60,496)	(60,496)
	(250)	(2,209)	-	8,690	-	250	-	-	(74,755)	(68,274)	(68,274)
At 31 December 2011	30,072	265,975	358,480	41,826	112,607	8,160	(28,655)	39,853	1,312,967	2,141,285	2,141,285

# Consolidated Statement of Changes in Equity

For the year ended 31 December 2012

	Attributable to owners of the Company						Attributable to non-controlling interests		Total HK\$'000
	Share capital HK\$'000	Share premium account HK\$'000	Translation reserve HK\$'000	Reserve funds HK\$'000 (Note i)	Property revaluation reserve HK\$'000 (Note ii)	Capital redemption reserve HK\$'000	Hedging reserve HK\$'000 (Note iii)	Other accumulated profits HK\$'000 (Note iv)	
At 1 January 2012	30,072	265,975	358,480	41,826	112,607	8,160	(28,655)	39,853	2,141,285
Profit (loss) for the year	-	-	-	-	-	-	-	-	(285)
Exchange differences arising on translation	-	-	21,027	-	-	-	-	-	21,027
Fair value gain on hedging instruments in cash flow hedges	-	-	-	-	-	-	62,388	-	62,388
Reclassified to profit or loss on cash flow hedges	-	-	-	-	-	-	(65,623)	-	(35,623)
Deferred tax related to amounts reclassified to profit or loss	-	-	-	-	-	-	2,513	-	2,513
Exchange difference arising on translation of jointly controlled entities	-	-	127	-	-	-	-	-	127
Other comprehensive income for the year	-	-	21,154	-	-	-	29,278	-	50,432
Total comprehensive income for the year	-	-	21,154	-	-	-	29,278	-	220,548
Transfer to reserve funds	-	-	-	4,897	-	-	-	(4,897)	-
Repurchase of shares, including direct costs	(351)	(3,104)	-	-	-	351	-	-	(10,222)
Dividends recognised as distribution (note 13)	-	-	-	-	-	-	-	(59,443)	(59,443)
Capital contributed from non-controlling shareholders	-	-	-	-	-	-	-	-	766
	(351)	(3,104)	-	4,897	-	351	-	(71,458)	(68,899)
<b>At 31 December 2012</b>	<b>29,721</b>	<b>262,871</b>	<b>379,634</b>	<b>46,723</b>	<b>112,607</b>	<b>8,511</b>	<b>623</b>	<b>39,853</b>	<b>2,292,168</b>
								<b>481</b>	<b>2,292,649</b>

## Notes:

- (i) As stipulated by the relevant People's Republic of China ("PRC") laws and regulations, before distribution of the profit each year, the subsidiaries established in the PRC with limited liability shall set aside 10% of their net profit to the statutory surplus reserve. The statutory surplus reserve can only be used upon approval by the board of directors of the relevant subsidiaries and by the relevant authority, to offset accumulated losses or increase capital.
- (ii) Property revaluation reserve represents the revaluation reserve arising upon the transfer of owner-occupied property to investment property, net of deferred tax. The property revaluation reserve will be transferred to accumulated profits when the relevant properties are disposed of.
- (iii) Hedging reserve represents cumulative fair value changes of foreign exchange forward contracts designated as effective hedging instruments in cash flow hedges.
- (iv) Other reserve represents capitalisation of accumulated profits of a subsidiary as capital contribution to another subsidiary.

# Consolidated Statement of Cash Flows

For the year ended 31 December 2012

	2012 HK\$'000	2011 HK\$'000
<b>OPERATING ACTIVITIES</b>		
Profit before taxation	205,559	240,572
Adjustments for:		
(Reversal of) allowance for inventory obsolescence	(1,187)	25,177
Allowance for bad and doubtful debts	2,414	4,489
Amortisation of trademarks	–	516
Amortisation of prepaid lease payments	2,438	2,390
Finance costs	45,737	31,882
Share of losses of jointly controlled entities	1,522	152
Interest income	(67,855)	(44,671)
Increase in fair value of investment properties	(105,593)	(136,897)
Depreciation of property, plant and equipment	77,272	89,603
(Gain) loss on disposal of property, plant and equipment and prepaid lease payments	(6,714)	3,100
Gain on derivative financial instruments reclassified from other comprehensive income	(35,623)	(36,751)
Impairment loss recognised in respect of amount due from a jointly controlled entity	4,463	1,509
Impairment loss recognised in respect of property, plant and equipment	3,223	29,139
Provision for long service payments	51	1,601
Unrealised (gain) loss on fair value changes in derivative financial instruments	(19,166)	26,279
Exchange difference on settlement of intra group balances	(610)	(19,963)
Operating cash flows before movements in working capital	105,931	218,127
Decrease (increase) in inventories	22,529	(18,036)
(Increase) decrease in trade receivables	(10,403)	12,037
Decrease (increase) in bills receivable	19,547	(14,257)
Decrease in deposits, prepayments and other receivables	4,891	24,734
Increase (decrease) in trade payables	3,098	(32,620)
Increase (decrease) in bills payable	1,134	(340)
(Decrease) increase in other payables and accruals	(43,172)	11,512
(Decrease) increase in amounts due to jointly controlled entities	(1,647)	1,644
Long service payments utilised	(29)	(718)
Net change in derivative financial instruments	95,034	50,205
Decrease (increase) in discounted bills with recourse	13,904	(13,771)
Cash generated from operations	210,817	238,517
Hong Kong Profits Tax paid	(11,424)	(12,759)
Overseas taxes paid	(15,320)	(45,937)
<b>NET CASH FROM OPERATING ACTIVITIES</b>	<b>184,073</b>	<b>179,821</b>

# Consolidated Statement of Cash Flows

For the year ended 31 December 2012

	NOTE	2012 HK\$'000	2011 HK\$'000
<b>INVESTING ACTIVITIES</b>			
New structured deposits placed		(874,394)	(356,021)
New short-term deposits placed		(388,225)	(462,867)
Purchases of property, plant and equipment and prepaid lease payments		(57,936)	(150,497)
Advance to independent third parties		(47,205)	(24,774)
Withdrawal (placement) of long term bank deposit		527	(527)
Withdrawal of short-term deposits		389,567	525,675
Withdrawal of structured deposits		417,753	360,241
Interest received		67,855	44,671
Repayment from an independent third party		24,774	–
Government grant received in respect of acquisition of prepaid lease payments in prior year		14,227	–
Proceeds on disposal of property, plant and equipment and prepaid lease payments		1,595	34,084
Acquisition of a subsidiary	40	(9,330)	–
Repayment from jointly controlled entities		196	736
Advance to jointly controlled entities		(4,736)	–
<b>NET CASH USED IN INVESTING ACTIVITIES</b>		<b>(465,332)</b>	<b>(29,279)</b>
<b>FINANCING ACTIVITIES</b>			
New bank borrowings raised		1,276,751	1,459,381
Capital contribution from non-controlling shareholders		766	–
Repayment of bank borrowings		(940,733)	(1,338,869)
Dividends paid by the Company		(59,443)	(60,496)
Interest paid		(40,730)	(26,746)
Payment for repurchase of shares		(10,222)	(7,778)
Bank charges paid		(4,983)	(5,089)
Repayments of obligations under finance leases		(330)	(262)
Interest paid on obligations under finance leases		(24)	(47)
<b>NET CASH FROM FINANCING ACTIVITIES</b>		<b>221,052</b>	<b>20,094</b>
<b>NET (DECREASE) INCREASE IN CASH AND CASH EQUIVALENTS</b>		<b>(60,207)</b>	<b>170,636</b>
<b>CASH AND CASH EQUIVALENTS AT BEGINNING OF THE YEAR</b>		<b>820,225</b>	<b>621,715</b>
<b>EFFECT OF FOREIGN EXCHANGE RATE CHANGES, NET</b>		<b>7,019</b>	<b>27,874</b>
<b>CASH AND CASH EQUIVALENTS AT END OF THE YEAR</b>		<b>767,037</b>	<b>820,225</b>
<b>ANALYSIS OF BALANCES OF CASH AND CASH EQUIVALENTS</b>			
Bank balances and cash		767,229	820,419
Bank overdrafts		(192)	(194)
		<b>767,037</b>	<b>820,225</b>

---

# Notes to the Consolidated Financial Statements

For the year ended 31 December 2012

## 1. GENERAL

The Company is incorporated in Bermuda as an exempted company with limited liability and its shares are listed on the Stock Exchange of Hong Kong Limited (the “Stock Exchange”). The address of the registered office and principal place of business of the Company are disclosed on page 121 to the annual report.

The functional currency of the Company is Renminbi (“RMB”), the currency of the primary economic environment in which the Company and its major subsidiaries operates. For the purpose of the preparation of the consolidated financial statements and conveniences of the financial statements users, the results and financial position of the Group are presented in Hong Kong dollars (“HK\$”).

The Company acts as investment holding company. The principal activities of the Group are the manufacture, retailing and trading of garments.

## 2. APPLICATION OF NEW AND REVISED HONG KONG FINANCIAL REPORTING STANDARDS (“HKFRSs”)

In the current year, the Group has applied the following amendments to HKFRSs issued by the Hong Kong Institute of Certified Public Accountants (“HKICPA”).

Amendments to HKAS 12	Deferred tax: Recovery of underlying asset
Amendments to HKFRS 7	Financial instruments: Disclosures – Transfers of financial assets

### Amendments to HKAS 12 Deferred Tax: Recovery of Underlying Assets

The Group has applied for the first time the amendments to HKAS 12 *Deferred Tax: Recovery of Underlying Assets* in the current year. Under the amendments, investment properties that are measured using the fair value model in accordance with HKAS 40 Investment Property are presumed to be recovered entirely through sale for the purposes of measuring deferred taxes, unless the presumption is rebutted in certain circumstances.

The Group measures its investment properties using the fair value model. As a result of the application of the amendments to HKAS 12, the directors reviewed the Group’s investment property portfolios and concluded that the Group’s investment properties are held under a business model whose objective is to consume substantially all of the economic benefits embodied in the investment properties over time. Therefore, the directors have determined that the ‘sale’ presumption set out in the amendments to HKAS 12 is rebutted and such application has had no impact to the consolidated financial statements for the current and prior years.

### Amendments to HKFRS 7 Disclosures – Transfers of Financial Assets

The Group has applied for the first time the amendments to HKFRS 7 *Disclosures – Transfers of Financial Assets* in the current year. The amendments increase the disclosure requirements for transactions involving the transfer of financial assets in order to provide greater transparency around risk exposures when financial assets are transferred.

# Notes to the Consolidated Financial Statements

For the year ended 31 December 2012

## 2. APPLICATION OF NEW AND REVISED HONG KONG FINANCIAL REPORTING STANDARDS (“HKFRSs”) (Cont’d)

### Amendments to HKFRS 7 Disclosures – Transfers of Financial Assets (Cont’d)

The Group has arrangements with various banks to transfer to the banks its contractual rights to receive cash flows from certain bills receivable. The arrangements are made through discounting those bills receivable to banks on a full recourse basis. Specifically, if the bills receivable are not paid at maturity, the banks have the right to request the Group to pay the unsettled balance. As the Group has not transferred the significant risks and rewards relating to these bills receivable, it continues to recognise the full carrying amount of the bills receivable and has recognised the cash received on the transfer as a secured borrowing (see note 32). The relevant disclosures have been made regarding the transfer of these trade receivables on application of the amendments to HKFRS 7 (see note 39). In accordance with the transitional provisions set out in the amendments to HKFRS 7, the Group has not provided comparative information for the disclosures required by the amendments.

### New and revised HKFRSs issued but not yet effective

The Group has not early applied the following new and revised HKFRSs that have been issued but are not yet effective.

Amendments to HKFRSs	Annual improvements to HKFRSs 2009 – 2011 cycle <sup>1</sup>
Amendments to HKFRS 7	Disclosures – Offsetting financial assets and financial liabilities <sup>1</sup>
Amendments to HKFRS 9 and HKFRS 7	Mandatory effective date of HKFRS 9 and transition disclosures <sup>3</sup>
Amendments to HKFRS 10, HKFRS 11 and HKFRS 12	Consolidated financial statements, joint arrangements and disclosure of interests in other entities: Transition guidance <sup>1</sup>
Amendments to HKFRS 10, HKFRS 12 and HKAS 27	Investment entities <sup>2</sup>
HKFRS 9	Financial instruments <sup>3</sup>
HKFRS 10	Consolidated financial statements <sup>1</sup>
HKFRS 11	Joint arrangements <sup>1</sup>
HKFRS 12	Disclosure of interests in other entities <sup>1</sup>
HKFRS 13	Fair value measurement <sup>1</sup>
HKAS 19 (as revised in 2011)	Employee benefits <sup>1</sup>
HKAS 27 (as revised in 2011)	Separate financial statements <sup>1</sup>
HKAS 28 (as revised in 2011)	Investments in associates and joint ventures <sup>1</sup>
Amendments to HKAS 1	Presentation of items of other comprehensive income <sup>4</sup>
Amendments to HKAS 32	Offsetting financial assets and financial liabilities <sup>2</sup>
HK(IFRIC) – INT 20	Stripping costs in the production phase of a surface mine <sup>1</sup>

<sup>1</sup> Effective for annual periods beginning on or after 1 January 2013.

<sup>2</sup> Effective for annual periods beginning on or after 1 January 2014.

<sup>3</sup> Effective for annual periods beginning on or after 1 January 2015.

<sup>4</sup> Effective for annual periods beginning on or after 1 July 2012.

---

# Notes to the Consolidated Financial Statements

For the year ended 31 December 2012

## 2. APPLICATION OF NEW AND REVISED HONG KONG FINANCIAL REPORTING STANDARDS (“HKFRSs”) (Cont’d)

### New and revised HKFRSs issued but not yet effective (Cont’d)

#### *HKFRS 9 Financial instruments*

HKFRS 9 issued in 2009 introduces new requirements for the classification and measurement of financial assets. HKFRS 9 amended in 2010 includes the requirements for the classification and measurement of financial liabilities and for derecognition.

HKFRS 9 requires all recognised financial assets that are within the scope of HKAS 39 “Financial instruments: Recognition and measurement” to be subsequently measured at amortised cost or fair value. Specifically, debt investments that are held within a business model whose objective is to collect the contractual cash flows, and that have contractual cash flows that are solely payments of principal and interest on the principal outstanding are generally measured at amortised cost at the end of subsequent accounting periods. All other debt investments and equity investments are measured at their fair values at the end of subsequent accounting periods. In addition, under HKFRS 9, entities may make an irrevocable election to present subsequent changes in the fair value of an equity investment (that is not held for trading) in other comprehensive income, with only dividend income generally recognised in profit or loss.

The most significant effect of HKFRS 9 regarding the classification and measurement of financial liabilities relates to the presentation of changes in the fair value of a financial liability that is designated as at fair value through profit or loss attributable to changes in the credit risk of that liability. Specifically, under HKFRS 9, for financial liabilities that are designated as at fair value through profit or loss, the amount of change in the fair value of the financial liability that is attributable to changes in the credit risk of that liability is presented in other comprehensive income would create or enlarge an accounting mismatch in profit or loss. Changes in fair value attributable to a financial liability’s credit risk are not subsequently reclassified to profit or loss. Under HKAS 39, the entire amount of the change in the fair value of the financial liability designated as at fair value through profit or loss was presented in profit or loss.

The directors anticipate that HKFRS 9 that will be adopted in the Group’s consolidated financial statements for the annual period beginning on 1 January 2015 and the application will have impact on amounts reported in respect of the Groups’ available-for-sale investments. Specifically, HKFRS 9 requires available-for-sale investments be measured at fair values with changes in fair value being accounted for either in the profit or loss or other comprehensive income, however, it is not practicable to provide a reasonable estimate of that effect until a detailed review has been completed.



---

# Notes to the Consolidated Financial Statements

For the year ended 31 December 2012

## 2. APPLICATION OF NEW AND REVISED HONG KONG FINANCIAL REPORTING STANDARDS (“HKFRSs”) (Cont’d)

### **New and revised HKFRSs issued but not yet effective (Cont’d)**

#### ***HKFRS 13 Fair Value Measurement***

HKFRS 13 establishes a single source of guidance for fair value measurements and disclosures about fair value measurements. The standard defines fair value, establishes a framework for measuring fair value, and requires disclosures about fair value measurements. The scope of HKFRS 13 is broad; it applies to both financial instrument items and non-financial instrument items for which other HKFRSs require or permit fair value measurements and disclosures about fair value measurements, except in specified circumstances. In general, the disclosure requirements in HKFRS 13 are more extensive than those in the current standards. For example, qualitative disclosures based on the three-level fair value hierarchy currently required for financial instruments only under HKFRS 7 Financial Instruments: Disclosures will be extended by HKFRS 13 to cover all assets and liabilities within its scope.

HKFRS 13 is effective for the Group’s annual period beginning on 1 January 2013. The directors anticipate that the application of the new standard may result in more extensive disclosures in the consolidated financial statements in respect of the investment properties and derivative financial instruments.

#### ***Amendments to HKAS 1 Presentation of items of other comprehensive income***

The amendments to HKAS 1 “Presentation of items of other comprehensive income” introduce new terminology for the statement of comprehensive income. Under the amendments to HKAS 1, a ‘statement of comprehensive income’ is renamed as a ‘statement of profit or loss and other comprehensive income’. The amendments to HKAS 1 also require items of other comprehensive income to be grouped into two categories: (a) items that will not be reclassified subsequently to profit or loss; and (b) items that may be reclassified subsequently to profit or loss when specific conditions are met. Income tax on items of other comprehensive income is required to be allocated on the same basis – the amendments do not change the option to present items of other comprehensive income either before tax or net of tax.

The amendments to HKAS 1 are effective for the Group’s annual period beginning on 1 January 2013. The presentation of items of other comprehensive income will be modified accordingly when the amendments are applied.

#### ***Amendments to HKAS 32 Offsetting financial assets and financial liabilities and amendments to HKFRS 7 Disclosures – Offsetting financial assets and financial liabilities***

The amendments to HKAS 32 clarify existing application issues relating to the offsetting requirements. Specifically, the amendments clarify the meaning of “currently has a legally enforceable right of set-off” and “simultaneous realisation and settlement”.

The amendments to HKFRS 7 require entities to disclose information about rights of offset and related arrangements (such as collateral posting requirements) for financial instruments under an enforceable master netting agreement or similar arrangement.

---

# Notes to the Consolidated Financial Statements

For the year ended 31 December 2012

## 2. APPLICATION OF NEW AND REVISED HONG KONG FINANCIAL REPORTING STANDARDS (“HKFRSs”) (Cont’d)

### *New and revised HKFRSs issued but not yet effective (Cont’d)*

#### *Amendments to HKAS 32 Offsetting financial assets and financial liabilities and amendments to HKFRS 7 Disclosures – Offsetting financial assets and financial liabilities (Cont’d)*

The amended offsetting disclosures are required for the Group’s annual period beginning on 1 January 2013 and interim periods within those annual periods. Upon application of the amendments to HKFRS 7, it will result in more extensive disclosure in the consolidated financial statement. The disclosures should also be provided for all comparative periods. However, the amendments to HKAS 32 are effective for the Group’s annual period beginning on 1 January 2014, with retrospective application required.

The directors of the Company anticipate that the application of the other new and revised HKFRSs will have no material impact on the consolidated financial statements.

## 3. SIGNIFICANT ACCOUNTING POLICIES

The consolidated financial statements have been prepared in accordance with HKFRSs issued by the HKICPA. In addition, the consolidated financial statements include applicable disclosures required by the Rules Governing the Listing of Securities on The Stock Exchange of Hong Kong Limited and by the Hong Kong Companies Ordinance.

The consolidated financial statements have been prepared on the historical cost basis except for certain properties and financial instruments that are measured at revalued amounts or fair values, as explained in the accounting policies set out below. Historical cost is generally based on the fair value of the consideration given in exchange for goods.

The principal accounting policies are set out below.

### **Basis of consolidation**

The consolidated financial statements incorporate the financial statements of the Company and entities controlled by the Company (its subsidiaries). Control is achieved where the Company has the power to govern the financial and operating policies of an entity so as to obtain benefits from its activities.

Income and expenses of subsidiaries acquired or disposed of during the year are included in the consolidated statement of comprehensive income from the effective date of acquisition or up to the effective date of disposal, as appropriate.

Where necessary, adjustments are made to the financial statements of subsidiaries to bring their accounting policies in line with those used by other members of the Group.

All intra-group transactions, balances, income and expenses are eliminated in full on consolidation.

Non-controlling interests in subsidiaries are presented separately from the Group’s equity therein.

---

# Notes to the Consolidated Financial Statements

For the year ended 31 December 2012

## 3. SIGNIFICANT ACCOUNTING POLICIES (Cont'd)

### Basis of consolidation (Cont'd)

#### *Allocation of total comprehensive income to non-controlling interests*

Total comprehensive income and expense of a subsidiary is attributed to the owners of the Company and to the non-controlling interests even if this results in the non-controlling interests having a deficit balance.

#### **Jointly controlled entities**

Joint venture arrangements that involve the establishment of a separate entity in which venturers have joint control over the economic activity of the entity are referred to as jointly controlled entities.

The results and assets and liabilities of jointly controlled entities are incorporated in the consolidated financial statements using the equity method of accounting. Under the equity method, investments in jointly controlled entities are initially recognised in the consolidated statement of financial position at cost and adjusted thereafter to recognise the Group's share of the profit or loss and other comprehensive income of the jointly controlled entities. When the Group's share of losses of a jointly controlled entity equals or exceeds its interest in that jointly controlled entity (which includes any long-term interests that, in substance, form part of the Group's net investment in the jointly controlled entity), the Group discontinues recognising its share of further losses. Additional losses are recognised only to the extent that the Group has incurred legal or constructive obligations or made payments on behalf of that jointly controlled entity.

The financial statements of jointly controlled entities used for equity accounting purposes are prepared using uniform accounting policies as those of the Group for like transactions and events in similar circumstances.

Any excess of the cost of acquisition over the Group's share of the net fair value of the identifiable assets, liabilities and contingent liabilities of a jointly controlled entity recognised at the date of acquisition is recognised as goodwill, which is included within the carrying amount of the investment.

Any excess of the Group's share of the net fair value of the identifiable assets, liabilities and contingent liabilities over the cost of acquisition, after reassessment, is recognised immediately in profit or loss.

The requirements of HKAS 39 are applied to determine whether it is necessary to recognise any impairment loss with respect to the Group's investment in a jointly controlled entity. When necessary, the entire carrying amount of the investment is tested for impairment in accordance with HKAS 36 "Impairment of assets" as a single asset by comparing its recoverable amount (higher of value in use and fair value less costs to sell) with its carrying amount. Any impairment loss recognised forms part of the carrying amount of the investment. Any reversal of that impairment loss is recognised in accordance with HKAS 36 to the extent that the recoverable amount of the investment subsequently increases.

---

# Notes to the Consolidated Financial Statements

For the year ended 31 December 2012

## 3. SIGNIFICANT ACCOUNTING POLICIES (Cont'd)

### Jointly controlled entities (Cont'd)

Upon disposal of a jointly controlled entity that results in the Group losing joint control over that jointly controlled entity, any retained investment is measured at fair value at that date and the fair value is regarded as its fair value on initial recognition as a financial asset in accordance with HKAS 39. The difference between the previous carrying amount of the jointly controlled entity attributable to the retained interest and its fair value is included in the determination of the gain or loss on disposal of the jointly controlled entity. In addition, the Group accounts for all amounts previously recognised in other comprehensive income in relation to that jointly controlled entity on the same basis as would be required if that jointly controlled entity had directly disposed of the related assets or liabilities. Therefore, if a gain or loss previously recognised in other comprehensive income by that jointly controlled entity would be reclassified to profit or loss on the disposal of the related assets or liabilities, the Group reclassifies the gain or loss from equity to profit or loss (as a reclassification adjustment) when it loses joint control over that jointly controlled entity.

When a group entity transacts with its jointly controlled entity, profits and losses resulting from the transactions with the jointly controlled entity are recognised in the Group' consolidated financial statements only to the extent of interests in the jointly controlled entity that are not related to the Group.

### Revenue recognition

Revenue is measured at the fair value of the consideration received or receivable and represents amounts receivable for goods sold in the normal course of business, net of discounts and sales related taxes.

Revenue from the sale of goods is recognised when the goods are delivered and title has passed, at which time all the following conditions are satisfied:

- the Group has transferred to the buyer the significant risks and rewards of ownership of the goods;
- the Group retains neither continuing managerial involvement to the degree usually associated with ownership nor effective control over the goods sold;
- the amount of revenue can be measured reliably;
- it is probable that the economic benefits associated with the transaction will flow to the Group; and
- the costs incurred or to be incurred in respect of the transaction can be measured reliably.

Interest income from a financial asset is recognised when it is probable that the economic benefits will flow to the Group and the amount of income can be measured reliably. Interest income is accrued on a time basis, by reference to the principal outstanding and at the effective interest rate applicable, which is the rate that exactly discounts the estimated future cash receipts through the expected life of the financial asset to that asset's net carrying amount on initial recognition.

---

# Notes to the Consolidated Financial Statements

For the year ended 31 December 2012

## 3. SIGNIFICANT ACCOUNTING POLICIES (Cont'd)

### Property, plant and equipment

Property, plant and equipment including leasehold land and buildings held for use in the production or supply of goods, or for administrative purposes, other than construction in progress, are stated in the consolidated statement of financial position at cost less subsequent accumulated depreciation and accumulated impairment losses, if any.

Depreciation is recognised so as to write off the cost of items of property, plant and equipment, other than construction in progress, less their residual values over their estimated useful lives, using the straight-line method. The estimated useful lives, residual values and depreciation method are reviewed at the end of each reporting period, with the effect of any changes in estimate accounted for on a prospective basis.

Construction in progress is carried at cost, less any recognised impairment loss. Costs include professional fees and, for qualifying assets, borrowing costs capitalised in accordance with the Group's accounting policy. When buildings are in the course of development for production or for administrative purposes, the amortisation of prepaid lease payments provided during the construction period is included as part of costs of buildings under construction. Such properties are classified to the appropriate categories of property, plant and equipment when completed and ready for intended use. Depreciation of these assets, on the same basis as other property assets, commences when the assets are ready for their intended use.

If an item of property, plant and equipment becomes an investment property because its use has changed as evidenced by end of owner-occupation, any difference between the carrying amount and the fair value of that item at the date of transfer is recognised in other comprehensive income and accumulated in property revaluation reserve. On the subsequent sale or retirement of the asset, the relevant revaluation reserve will be transferred directly to accumulated profits.

Assets held under finance leases are depreciated over their expected useful lives on the same basis as owned assets. However, when there is no reasonable certainty that ownership will be obtained by the end of the lease term, assets are depreciated over the shorter of the lease term and their useful lives.

An item of property, plant and equipment is derecognised upon disposal or when no future economic benefits are expected to arise from the continued use of the asset. Any gain or loss arising on the disposal or retirement of an item of property, plant and equipment is determined as the difference between the sales proceeds and the carrying amount of the asset and is recognised in profit or loss.

---

# Notes to the Consolidated Financial Statements

For the year ended 31 December 2012

## 3. SIGNIFICANT ACCOUNTING POLICIES (Cont'd)

### **Investment properties**

Investment properties are properties held to earn rentals and/or for capital appreciation. Investment properties include land held for undetermined future use, which is regarded as held for capital appreciation purpose.

Investment properties are initially measured at cost, including any directly attributable expenditure. Subsequent to initial recognition, investment properties are measured at their fair values. Gains or losses arising from changes in the fair value of investment property are included in profit or loss for the period in which they arise.

An investment property is derecognised upon disposal or when the investment property is permanently withdrawn from use and no future economic benefits are expected from its disposals. Any gain or loss arising on derecognition of the property (calculated as the difference between the net disposal proceeds and the carrying amount of the asset) is included in the profit or loss in the period in which the item is derecognised.

### **Leasing**

Leases are classified as finance leases whenever the terms of the lease transfer substantially all the risks and rewards of ownership to the lessee. All other leases are classified as operating leases.

#### ***The Group as lessor***

Rental income from operating leases is recognised in profit or loss on a straight-line basis over the term of the relevant lease.

#### ***The Group as lessee***

Assets held under finance leases are recognised as assets of the Group at their fair value at the inception of the lease or, if lower, at the present value of the minimum lease payments. The corresponding liability to the lessor is included in the consolidated statement of financial position as a finance lease obligation.

Lease payments are apportioned between finance expenses and reduction of the lease obligation so as to achieve a constant rate of interest on the remaining balance of the liability. Finance expenses are recognised immediately in profit or loss, unless they are directly attributable to qualifying assets, in which case they are capitalised in accordance with the Group's policy on borrowing costs (see the accounting policy below). Contingent rentals are recognised as expenses in the periods in which they are incurred.

Operating lease payments are recognised as an expense on a straight-line basis over the lease term, except where another systematic basis is more representative of the time pattern in which economic benefits from the leased asset are consumed. Contingent rentals arising under operating leases are recognised as an expense in the period in which they are incurred.

---

# Notes to the Consolidated Financial Statements

For the year ended 31 December 2012

## 3. SIGNIFICANT ACCOUNTING POLICIES (Cont'd)

### Leasing (Cont'd)

#### *The Group as lessee (Cont'd)*

In the event that lease incentives are received to enter into operating leases, such incentives are recognised as a liability. The aggregate benefit of incentives is recognised as a reduction of rental expense on a straight-line basis, except where another systematic basis is more representative of the time pattern in which economic benefits from the leased asset are consumed.

#### *Leasehold land and building*

When a lease includes both land and building elements, the Group assesses the classification of each element as a finance or an operating lease separately based on the assessment as to whether substantially all the risks and rewards incidental to ownership of each element have been transferred to the Group, unless it is clear that both elements are operating lease in which case the entire lease is classified as an operating lease. Specifically, the minimum lease payments (including any lump-sum upfront payments) are allocated between the land and the building elements in proportion to the relative fair values of the leasehold interests in the land element and building element of the lease at the inception of the lease.

To the extent the allocation of the lease payments can be made reliably, interest in leasehold land that is accounted for as an operating lease is presented as "prepaid lease payments" in the consolidated statement of financial position and is amortised over the lease term on a straight-line basis except for those that are classified and accounted for as investment properties under the fair value model. When the lease payments cannot be allocated reliably between the land and building elements, the entire lease is generally classified as a finance lease and accounted for as property, plant and equipment.

#### *Foreign currencies*

In preparing the financial statements of each individual group entity, transactions in currencies other than the functional currency of that entity (foreign currencies) are recorded in the respective functional currency (i.e. the currency of the primary economic environment in which the entity operates) at the rates of exchanges prevailing on the dates of the transactions. At the end of the reporting period, monetary items denominated in foreign currencies are retranslated at the rates prevailing at that date. Non-monetary items carried at fair value that are denominated in foreign currencies are retranslated at the rates prevailing on the date when the fair value was determined. Non-monetary items that are measured in terms of historical cost in a foreign currency are not retranslated.

Exchange differences arising on the settlement of monetary items, and on the retranslation of monetary items, are recognised in profit or loss in the period in which they arise, except for exchange differences arising on a monetary item that forms part of the Company's net investment in a foreign operation, in which case, such exchange differences are recognised in other comprehensive income and accumulated in equity and will be reclassified from equity to profit or loss on disposal of the foreign operation. Exchange differences arising on the retranslation of non-monetary items carried at fair value are included in profit or loss for the period.

---

# Notes to the Consolidated Financial Statements

For the year ended 31 December 2012

## 3. SIGNIFICANT ACCOUNTING POLICIES (Cont'd)

### Foreign currencies (Cont'd)

For the purposes of presenting the consolidated financial statements, the assets and liabilities of the Group's foreign operations are translated into the presentation currency of the Group (i.e. Hong Kong dollars) using exchange rate prevailing at the end of each reporting period. Income and expenses items are translated at the average exchange rates for the year. Exchange differences arising, if any, are recognised in other comprehensive income and accumulated in equity (the translation reserve).

On the disposal of a foreign operation (i.e. a disposal of the Group's entire interest in a foreign operation, or a disposal involving loss of control over a subsidiary that includes a foreign operation, a disposal involving loss of joint control over a jointly controlled entity that includes a foreign operation), all of the exchange differences accumulated in equity in respect of that operation attributable to the owners of the Company are reclassified to profit or loss. In addition, in relation to a partial disposal of a subsidiary that does not result in the Group losing control over the subsidiary, the proportionate share of accumulated exchange differences are re-attributed to non-controlling interests and are not recognised in profit or loss. For all other partial disposals (i.e. partial disposals of jointly controlled entities that do not result in the Group losing significant influence or joint control), the proportionate share of the accumulated exchange differences is reclassified to profit or loss.

### Borrowing costs

Borrowing costs directly attributable to the acquisition, construction or production of qualifying assets, which are assets that necessarily take a substantial period of time to get ready for their intended use or sale, are added to the cost of those assets until such time as the assets are substantially ready for their intended use or sale. Investment income earned on the temporary investment of specific borrowings pending their expenditure on qualifying assets is deducted from the borrowing costs eligible for capitalisation.

All other borrowing costs are recognised in profit or loss in the period in which they are incurred.

### Taxation

Income tax expense represents the sum of the tax currently payable and deferred tax.

The tax currently payable is based on taxable profit for the year. Taxable profit differs from "profit before tax" as reported in the consolidated statement of comprehensive income because it excludes items of income or expense that are taxable or deductible in other years and it further excludes items of income or expense that are never taxable or deductible. The Group's liability for current tax is calculated using tax rates that have been enacted or substantively enacted by the end of the reporting period.

Deferred tax is recognised on temporary differences between the carrying amounts of assets and liabilities in the consolidated financial statements and the corresponding tax base used in the computation of taxable profit. Deferred tax liabilities are generally recognised for all taxable temporary differences. Deferred tax assets are generally recognised for all deductible temporary difference to the extent that it is probable that taxable profits will be available against which those deductible temporary differences can be utilised. Such assets and liabilities are not recognised if the temporary difference arises from the initial recognition of assets and liabilities in a transaction that affects neither the taxable profit nor the accounting profit.



---

# Notes to the Consolidated Financial Statements

For the year ended 31 December 2012

## 3. SIGNIFICANT ACCOUNTING POLICIES (Cont'd)

### Taxation (Cont'd)

Deferred tax liabilities are recognised for taxable temporary differences associated with investments in subsidiaries and interests in jointly controlled entities, except where the Group is able to control the reversal of the temporary difference and it is probable that the temporary difference will not reverse in the foreseeable future. Deferred tax assets arising from deductible temporary differences associated with such investments and interests are only recognised to the extent that it is probable that there will be sufficient taxable profits against which to utilise the benefits of the temporary differences and they are expected to reverse in the foreseeable future.

The carrying amount of deferred tax assets is reviewed at the end of the reporting period and reduced to the extent that it is no longer probable that sufficient taxable profits will be available to allow all or part of the asset to be recovered.

Deferred tax assets and liabilities are measured at the tax rates that are expected to apply in the period in which the liability is settled or the asset is realised, based on tax rate (and tax laws) that have been enacted or substantively enacted by the end of the reporting period.

The measurement of deferred tax liabilities and assets reflects the tax consequences that would follow from the manner in which the Group expects, at the end of the reporting period, to recover or settle the carrying amount of its assets and liabilities.

For the purposes of measuring deferred tax for investment properties that are measured using the fair value model, the carrying amounts of such properties are presumed to be recovered entirely through sale, unless the presumption is rebutted. The presumption is rebutted when the investment property is depreciable and is held within a business model whose objective is to consume substantially all of the economic benefits embodied in the investment property over time. If the presumption is rebutted, deferred tax for such investment properties are measured in accordance with the above general principles set out in HKAS 12 (i.e. based on the expected manner as to how the properties will be recovered).

Current and deferred tax is recognised in profit or loss, except when it relates to items that are recognised in other comprehensive income or directly in equity, in which case, the current and deferred tax are also recognised in other comprehensive income or directly in equity respectively.

### Government grants

Government grants are not recognised until there is reasonable assurance that the Group will comply with the conditions attaching to them and that the grants will be received.

Government grants are recognised in profit or loss on a systematic basis over the periods in which the Group recognises as expenses the related costs for which the grants are intended to compensate.

---

# Notes to the Consolidated Financial Statements

For the year ended 31 December 2012

## 3. SIGNIFICANT ACCOUNTING POLICIES (Cont'd)

### Government grants (Cont'd)

Specifically, government grants whose primary condition is that the Group should purchase, construct or otherwise acquire non-current assets are recognised as a deduction from the carrying amount of the relevant asset in the consolidated statement of financial position and transferred to profit or loss on a systematic and rational basis over the useful lives of the related assets. Government grants that are receivable as compensation for expenses or losses already incurred or for the purpose of giving immediate financial support to the Group with no future related costs are recognised in profit or loss in the period in which they become receivable.

### Intangible assets

Intangible assets acquired separately and with finite useful lives are carried at costs less accumulated amortisation and any accumulated impairment losses. Amortisation for intangible assets with finite useful lives is provided on a straight-line basis over their estimated useful lives. The estimated useful life and amortisation method are reviewed at the end of each reporting period, with the effective of any changes in estimate being accounted for on a prospective basis.

Gains or losses arising from derecognition of an intangible asset are measured at the difference between the net disposal proceeds and the carrying amount of the asset and are recognised in profit or loss in the period when the asset is derecognised.

### Research and development expenditure

Expenditure on research activities is recognised as an expense in the period in which it is incurred.

An internally-generated intangible asset arising from development activities (or from the development phase of an internal project) is recognised if, and only if, all of the following have been demonstrated:

- the technical feasibility of completing the intangible asset so that it will be available for use or sale;
- the intention to complete the intangible asset and use or sell it;
- the ability to use or sell the intangible asset;
- how the intangible asset will generate probable future economic benefits;
- the availability of adequate technical, financial and other resources to complete the development and to use or sell the intangible asset; and
- the ability to measure reliably the expenditure attributable to the intangible asset during its development.

---

# Notes to the Consolidated Financial Statements

For the year ended 31 December 2012

## 3. SIGNIFICANT ACCOUNTING POLICIES (Cont'd)

### Research and development expenditure (Cont'd)

The amount initially recognised for internally-generated intangible asset is the sum of the expenditure incurred from the date when the intangible asset first meets the recognition criteria listed above. Where no internally-generated intangible asset can be recognised, development expenditure is charged to profit or loss in the period in which it is incurred. Subsequent to initial recognition, internally-generated intangible asset is measured at cost less accumulated amortisation and accumulated impairment losses (if any), on the same basis as intangible assets acquired separately.

### Inventories

Inventories are stated at the lower of cost and net realisable value. Cost is calculated using first-in, first-out method. Net realisable value represents the estimated selling price for inventories less all estimated cost of completion and costs necessary to make the sale.

### Retirement benefit costs

Payments to Mandatory Provident Fund Scheme and state-managed retirement benefit scheme are recognised as an expense when employees have rendered service entitling them to the contributions.

### Financial instruments

Financial assets and financial liabilities are recognised in the consolidated statement of financial position when a group entity becomes a party to the contractual provisions of the instruments.

Financial assets and financial liabilities are initially measured at fair value. Transaction costs that are directly attributable to the acquisition or issue of financial assets and financial liabilities (other than financial assets or financial liabilities at fair value through profit or loss) are added to or deducted from the fair value of the financial assets or financial liabilities, as appropriate, on initial recognition. Transaction costs directly attributable to the acquisition of financial assets or financial liabilities at fair value through profit or loss are recognised immediately in profit or loss.

### Financial assets

The Group's financial assets include loans and receivables, financial assets at fair value through profit or loss ("FVTPL") and available-for-sale financial assets. The classification depends on the nature and purpose of the financial assets and is determined at the time of initial recognition.

### Effective interest method

The effective interest method is a method of calculating the amortised cost of a debt instrument and of allocating interest income over the relevant period. The effective interest rate is the rate that exactly discounts estimated future cash receipts (including all fees paid or received that form an integral part of the effective interest rate, transaction costs and other premiums or discounts) through the expected life of the debt instrument, or, where appropriate, a shorter period to the net carrying amount on initial recognition.

Interest income is recognised on an effective interest basis for loans and receivables.

---

# Notes to the Consolidated Financial Statements

For the year ended 31 December 2012

## 3. SIGNIFICANT ACCOUNTING POLICIES (Cont'd)

### Financial instruments (Cont'd)

#### *Financial assets (Cont'd)*

##### *Financial assets at FVTPL*

Financial assets are classified as financial assets at FVTPL when it is a derivative that is not designated and effective as hedging instruments; or it forms part of a contract containing one or more embedded derivatives, and HKAS 39 permits the entire combined contract to be designated as at FVTPL upon initial recognition.

Financial assets at FVTPL are measured at fair value, with changes in fair value arising from remeasurement recognised directly in profit or loss in the period in which they arise. The net gain or loss recognised in the profit or loss excludes any interest earned on the financial assets and is included in other income line item in the consolidated statement of comprehensive income.

##### *Loans and receivables*

Loans and receivables are non-derivative financial assets with fixed or determinable payments that are not quoted in an active market. Subsequent to initial recognition, loans and receivables (including trade and bills receivables, deposits and other receivables, amounts due from jointly controlled entities, short-term deposits and bank balances and cash) are carried at amortised cost using the effective interest method, less any identified impairment losses (see accounting policy on impairment of financial assets below).

##### *Available-for-sale financial assets*

Available-for-sale financial assets are non-derivatives that are either designated or not classified as loans and receivables, financial assets at FVTPL or held to maturity financial assets. The Group classified financial instruments that the Group acquired for long term investments as available-for-sale financial assets.

For available-for-sale equity investments that do not have a quoted market price in an active market and whose fair value cannot be reliably measured and derivatives that are linked to and must be settled by delivery of such unquoted equity instruments, they are measured at cost less any identified impairment losses at the end of the reporting period (see accounting policy on impairment of financial assets below).

##### *Impairment of financial assets*

Financial assets, other than those at FVTPL, are assessed for indicators of impairment at the end of the reporting period. Financial assets are considered to be impaired where there is objective evidence that, as a result of one or more events that occurred after the initial recognition of the financial asset, the estimated future cash flows of the financial assets have been affected.

For an available-for-sale equity investment, a significant or prolonged decline in the fair value of that investment below its cost is considered to be objective evidence of impairment.

---

# Notes to the Consolidated Financial Statements

For the year ended 31 December 2012

## 3. SIGNIFICANT ACCOUNTING POLICIES (Cont'd)

### Financial instruments (Cont'd)

#### *Impairment of financial assets (Cont'd)*

For all other financial assets, objective evidence of impairment could include:

- significant financial difficulty of the issuer or counterparty; or
- breach of contract, such as default or delinquency in interest and principal payments; or
- it becoming probable that the borrower will enter bankruptcy or financial re-organisation.

For certain categories of financial asset, such as trade receivables, assets that are assessed not to be impaired individually are, in addition, assessed for impairment on a collective basis. Objective evidence of impairment for a portfolio of receivables could include the Group's past experience of collecting payments, an increase in the number of delayed payments, observable changes in national or local economic conditions that correlate with default on receivables.

For financial assets carried at amortised cost, the amount of the impairment loss recognised is the difference between the asset's carrying amount and the present value of the estimated future cash flows discounted at the financial asset's original effective interest rate.

For financial assets carried at cost, the amount of the impairment loss is measured as the difference between the asset's carrying amount and the present value of the estimated future cash flows discounted at the current market rate of return for a similar financial asset. Such impairment loss will not be reversed in subsequent periods.

The carrying amount of the financial asset is reduced by the impairment loss directly for all financial assets with the exception of trade receivables, where the carrying amount is reduced through the use of an allowance account. Changes in the carrying amount of the allowance account are recognised in profit or loss. When a trade receivable is considered uncollectible, it is written off against the allowance account. Subsequent recoveries of amounts previously written off are credited to profit or loss.

For financial assets measured at amortised cost, if, in a subsequent period, the amount of impairment loss decreases and the decrease can be related objectively to an event occurring after the impairment losses was recognised, the previously recognised impairment loss is reversed through profit or loss to the extent that the carrying amount of the asset at the date the impairment is reversed does not exceed what the amortised cost would have been had the impairment not been recognised.

---

# Notes to the Consolidated Financial Statements

For the year ended 31 December 2012

## 3. SIGNIFICANT ACCOUNTING POLICIES (Cont'd)

### Financial instruments (Cont'd)

#### *Financial liabilities and equity instruments*

Financial liabilities and equity instruments issued by a group entity are classified as either financial liabilities or as equity in accordance with the substance of the contractual arrangements and the definitions of a financial liability and an equity instrument.

An equity instrument is any contract that evidences a residual interest in the assets of the Group after deducting all of its liabilities.

#### *Effective interest method*

The effective interest method is a method of calculating the amortised cost of a financial liability and of allocating interest expense over the relevant period. The effective interest rate is the rate that exactly discounts estimated future cash payments (including all fees paid or received that form an integral part of the effective interest rate, transaction costs and other premium or discounts) through the expected life of the financial liability, or, where appropriate, a shorter period, to the net carrying amount on initial recognition.

Interest expense is recognised on an effective interest basis.

#### *Financial liabilities at FVTPL*

Financial liabilities are classified as financial liabilities at FVTPL when it is a derivative that is not designated and effective as hedging instruments.

Financial liabilities at FVTPL are measured at fair value, with changes in fair value arising on remeasurement recognised directly in profit or loss in the period in which they arise. The net gain or loss recognised in profit or loss excludes any interest paid on the financial liabilities.

#### *Financial liabilities*

Financial liabilities including trade and bills payables, other payables and accruals, amounts due to jointly controlled entities, amount due to an associate, bank overdrafts and bank borrowings are subsequently measured at amortised cost, using the effective interest method.

#### *Equity instruments*

Equity instruments issued by the Company are recognised at the proceeds received, net of direct issue costs.

Repurchase of the Company's own equity instruments is recognised and deducted directly in equity. No gain or loss is recognised in profit or loss on the purchase, sale, issue or cancellation of the Company's own equity instruments.

---

# Notes to the Consolidated Financial Statements

For the year ended 31 December 2012

## 3. SIGNIFICANT ACCOUNTING POLICIES (Cont'd)

### Financial instruments (Cont'd)

#### *Derivative financial instruments and hedging*

Derivatives are initially recognised at fair value at the date a derivative contract is entered into and are subsequently remeasured to their fair value at the end of the reporting period. The resulting gain or loss is recognised in profit or loss immediately unless the derivative is designated and effective as a hedging instrument, in which event the timing of the recognition in profit or loss depends on the nature of the hedge relationship.

#### *Hedge accounting*

The Group designates certain derivatives as hedges of cash flow hedges, which are hedges of highly probable forecast intragroup transactions for foreign currency risk exposure and hedges of interest rate risk associated with the Group's floating rate bank borrowings. For hedges of foreign currency exposure, the hedged item represents highly probable forecast intragroup transactions which are denominated in a currency other than the functional currency of respective group entity entering into the transactions and the foreign currency risk under the hedging arrangement will affect the profit or loss. For hedges of interest rate risk, the hedged item is the Group's floating rate bank borrowing and the risk being hedged represents the volatility in interest payments resulted from changes in interest rates.

At the inception of the hedging relationship, the Group documents the relationship between the hedging instrument and hedged item, along with its risk management objectives and its strategy for undertaking various hedge transactions. Furthermore, at the inception of the hedge and on an ongoing basis, the Group documents whether the hedging instrument that is used in a hedging relationship is highly effective in offsetting changes in cash flows of the hedged item.

#### *Cash flow hedges*

The effective portion of changes in the fair value of derivatives that are designated and qualify as cash flow hedges are recognised in other comprehensive income and accumulated in hedging reserve. The gain or loss relating to the ineffective portion is recognised immediately in profit or loss as other gains or losses.

Amounts previously recognised in other comprehensive income and accumulated in equity (hedging reserve) are reclassified to profit or loss in the periods when the hedged item is recognised in profit or loss, in the same line of the consolidated statement of comprehensive income as the recognised hedged item.

Hedge accounting is discontinued when the Group revokes the hedging relationship, the hedging instrument expires or is sold, terminated, or exercised, or when it no longer qualifies for hedge accounting. Any gain or loss recognised in other comprehensive income and accumulated in equity at that time remains in equity and is recognised when the hedged risk is ultimately recognised in profit or loss. When a forecast transaction is no longer expected to occur, the gain or loss accumulated in equity is recognised immediately in profit or loss.

---

# Notes to the Consolidated Financial Statements

For the year ended 31 December 2012

## 3. SIGNIFICANT ACCOUNTING POLICIES (Cont'd)

### Financial instruments (Cont'd)

#### *Derecognition*

The Group derecognises a financial asset only when the contractual rights to the cash flows from the asset expire, or when it transfers the financial asset and substantially all the risks and rewards of ownership of the asset to another entity. If the Group retains substantially all the risks and rewards of ownership of a transferred financial asset, the Group continues to recognise the financial asset and also recognises a collateralised borrowing for the proceeds received.

On derecognition of a financial asset, the difference between the asset's carrying amount and the sum of the consideration received and receivable is recognised in profit or loss.

The Group derecognises financial liability when, and only when, the Group's obligations are discharged, cancelled or expire. The difference between the carrying amount of the financial liability derecognised and the consideration paid and payable is recognised in profit or loss.

#### **Impairment losses on tangible and intangible assets**

At the end of the reporting period, the Group reviews the carrying amounts of its tangible and intangible assets with finite useful lives to determine whether there is any indication that those assets have suffered an impairment loss. If any such indication exists, the recoverable amount of the asset is estimated in order to determine the extent of the impairment loss, if any. When it is not possible to estimate the recoverable amount of an individual asset, the Group estimates the recoverable amount of the cash-generating unit to which the asset belongs. Where a reasonable and consistent basis of allocation can be identified, corporate assets are also allocated to individual cash-generating units, or otherwise they are allocated to the smallest group of cash-generating units for which a reasonable and consistent allocation basis can be identified.

Recoverable amount is the higher of fair value less costs to sell and value in use. In assessing value in use, the estimated future cash flows are discounted to their present value using a pre-tax discount rate that reflects current market assessments of the time value of money and the risks specific to the asset for which the estimates of future cash flows have not been adjusted.

If the recoverable amount of an asset (or a cash-generating unit) is estimated to be less than its carrying amount, the carrying amount of the asset (or a cash-generating unit) is reduced to its recoverable amount. An impairment loss is recognised immediately in profit or loss.

Where an impairment loss subsequently reverses, the carrying amount of the asset (or cash-generating unit) is increased to the revised estimate of its recoverable amount, but so that the increased carrying amount does not exceed the carrying amount that would have been determined had no impairment loss been recognised for the asset (or a cash-generating unit) in prior years. A reversal of an impairment loss is recognised as income immediately.



---

# Notes to the Consolidated Financial Statements

For the year ended 31 December 2012

## 4. KEY SOURCES OF ESTIMATION UNCERTAINTY

In the application of the Group's accounting policies, which are described in note 3, the directors of the Company are required to make estimates and assumptions about the carrying amounts of assets and liabilities that are not readily apparent from other sources. The estimates and associated assumptions are based on historical experience and other factors that are considered to be relevant. Actual results may differ from these estimates.

The estimates and underlying assumptions are reviewed on an ongoing basis. Revisions to accounting estimates are recognised in the period in which the estimate is revised if the revision affects only that period, or in the period of the revision and future periods if the revision affects both current and future periods.

The following are the key assumptions concerning the future, and other key sources of estimation uncertainty at the end of the reporting period, that have a significant risk of causing a material adjustment to the carrying amounts of assets and liabilities within the next financial year.

### Allowance for inventories

Management of the Group reviews an aging analysis at the end of the reporting period, and makes allowance for obsolete and slow-moving inventory items identified that are not suitable for use in current production. Management estimates the net realisable value for such raw materials, work in progress and finished goods based primarily on the latest invoice prices and current market conditions. However, given the competitiveness of the industry, these prices may subsequently be affected. The Group carries out an inventory review on a product-by-product basis at the end of the reporting period and makes allowance for these items. At end of the reporting period, the carrying amount of inventories is HK\$427,302,000 (2011: HK\$448,644,000).

### Income taxes

The Hong Kong Inland Revenue Department ("IRD") initiated a tax audit on certain group companies for the years of assessment 1999/2000 onwards. Since the tax audit is still at a fact-finding stage with different views being exchanged with the IRD, the outcome of the tax audit cannot be readily ascertained with any degree of accuracy. In cases where the tax charged by IRD are different from the estimated amounts, a material tax charge may arise (see note 10 for details).

### Impairment on property, plant and equipment

Determining whether its property, plant and equipment are impaired requires an estimation of their recoverable amounts which is higher of fair value less cost to sell or the value in use. The value in use calculation requires the Group to estimate the future cash flows expected to arise from those assets and a suitable discount rate in order to calculate the present value. Where the actual future cash flows are less than expected or where there is a revision of future cash flows due to changes in facts and circumstances and the revised future cash flows after discounting are less than the carrying amount, a material impairment loss may arise. As at 31 December 2012, the carrying amount of property, plant and equipment is HK\$836,530,000 (2011: HK\$858,552,000).

# Notes to the Consolidated Financial Statements

For the year ended 31 December 2012

## 4. KEY SOURCES OF ESTIMATION UNCERTAINTY (Cont'd)

### Allowance for trade receivables

Management of the Group reviews an aging analysis, repayment history of its trade receivables and takes into consideration the estimation of future cash flows to determine allowance for trade receivables. Where the actual future cash flows are less than expected, impairment loss may arise. As at 31 December 2012, the carrying amount of trade receivable is HK\$416,892,000 (net of allowance for doubtful debts of HK\$27,787,000) (2011: carrying amount of HK\$408,903,000, net of allowance for doubtful debts of HK\$28,870,000).

### Fair value of investment properties

The Group appointed independent qualified professional valuers to determine the fair values of investment properties of the Group. The valuers have applied a market value basis which involves, inter-alia, certain estimates, including comparable market transactions, appropriate capitalisation rates and reversionary income potential and redevelopment potential. In relying on the valuation, management has exercised its judgment and is satisfied that the method of valuation is reflective of the current market conditions. As at 31 December 2012, the carrying amount of investment properties is HK\$665,576,000 (2011: HK\$512,295,000).

## 5. REVENUE

Revenue represents the amount received and receivable for goods sold by the Group, net of discount and sales related tax. An analysis of the Group's revenue is as follows:

	2012 HK\$'000	2011 HK\$'000
Manufacture and trading of garments	1,948,520	2,056,223
Brand business	614,596	727,943
	<b>2,563,116</b>	<b>2,784,166</b>

# Notes to the Consolidated Financial Statements

For the year ended 31 December 2012

## 6. SEGMENT INFORMATION

Information reported to the chief operating decision maker, the Group's executive directors, for the purposes of resource allocation and performance assessment, is analysed based on the types of goods sold, including (i) manufacture and trading of garments and (ii) brand business, representing sales of garments which are branded in the Group's developed branding.

The Group's operating and reporting segments are (i) manufacture and trading of garments and (ii) brand business.

### Segment revenues and results

The following is an analysis of the Group's revenue and results by reportable and operating segment.

For the year ended 31 December 2012

	Manufacture and trading of garments HK\$'000	Brand business HK\$'000	Segment total HK\$'000	Eliminations HK\$'000	Consolidated HK\$'000
REVENUE					
External sales	1,948,520	614,596	2,563,116	–	2,563,116
Inter-segment sales ( <i>Note</i> )	193,855	–	193,855	(193,855)	–
Segment revenue	2,142,375	614,596	2,756,971	(193,855)	2,563,116
RESULT					
Segment profit (loss)	285,299	(30,183)	255,116	(3,820)	251,296
Finance costs					(45,737)
Profit before taxation					205,559

# Notes to the Consolidated Financial Statements

For the year ended 31 December 2012

## 6. SEGMENT INFORMATION (Cont'd)

### Segment revenues and results (Cont'd)

For the year ended 31 December 2011

	Manufacture and trading of garments HK\$'000	Brand business HK\$'000	Segment total HK\$'000	Eliminations HK\$'000	Consolidated HK\$'000
REVENUE					
External sales	2,056,223	727,943	2,784,166	–	2,784,166
Inter-segment sales ( <i>Note</i> )	217,564	–	217,564	(217,564)	–
Segment revenue	2,273,787	727,943	3,001,730	(217,564)	2,784,166
RESULT					
Segment profit	263,689	11,564	275,253	(2,799)	272,454
Finance costs					(31,882)
Profit before taxation					240,572

*Note:* Inter-segment sales are charged at agreed terms set out in the subcontracting agreement entered into between group companies.

The accounting policies of the operating segments are the same as the Group's accounting policies described in note 3. Segment profit represents the profit earned by each segment without allocation of finance costs. This is the measure reported to the Company's executive directors for the purposes of resources allocation and performance assessment. Furthermore, as the assets and liabilities for operating segments are not provided to the Company's executive directors for the purposes of resources allocation and performance assessment, no segment assets and liabilities are presented accordingly.

# Notes to the Consolidated Financial Statements

For the year ended 31 December 2012

## 6. SEGMENT INFORMATION (Cont'd)

### Other segment information

For the year ended 31 December 2012

	Manufacture and trading of garments HK\$'000	Brand business HK\$'000	Consolidated HK\$'000
Amounts included in the measure of segment profit or loss:			
Depreciation of property, plant and equipment	65,289	11,983	77,272
Amortisation of prepaid lease payments	2,438	–	2,438
Allowance for bad and doubtful debts	1,966	448	2,414
Allowance for (reversal of allowance for) inventory obsolescence*	2,368	(3,555)	(1,187)
Impairment loss in respect of amount due from a jointly controlled entity	4,463	–	4,463
Impairment loss in respect of property, plant and equipment	3,223	–	3,223
Fair value gain of derivative financial instruments	38,761	–	38,761
Increase in fair value of investment properties	105,419	174	105,593
Gain on disposal of property, plant and equipment and prepaid lease payments	6,714	–	6,714
Share of losses of jointly controlled entities	1,522	–	1,522

\* Allowance for obsolete inventory was written back when the relevant inventory was sold.

---

# Notes to the Consolidated Financial Statements

For the year ended 31 December 2012

## 6. SEGMENT INFORMATION (Cont'd)

### Other segment information (Cont'd)

For the year ended 31 December 2011

	Manufacture and trading of garments HK\$'000	Brand business HK\$'000	Consolidated HK\$'000
Amounts included in the measure of segment profit or loss:			
Depreciation of property, plant and equipment	81,722	7,881	89,603
Amortisation of trademarks	516	–	516
Amortisation of prepaid lease payments	2,390	–	2,390
Allowance for bad and doubtful debts	2,775	1,714	4,489
Allowance for inventory obsolescence	18,459	6,718	25,177
Impairment loss in respect of amount due from a jointly controlled entity	1,312	197	1,509
Impairment loss in respect of property, plant and equipment	15,878	13,261	29,139
Fair value loss of derivative financial instruments	2,526	–	2,526
Increase in fair value of investment properties	119,945	16,952	136,897
Loss on disposal of property, plant and equipment and prepaid lease payments	2,636	464	3,100
Share of losses of jointly controlled entities	152	–	152

# Notes to the Consolidated Financial Statements

For the year ended 31 December 2012

## 6. SEGMENT INFORMATION (Cont'd)

### Geographical information

The Group's operations are located in the United States of America ("USA"), Europe, Greater China and other areas.

The Group's revenue from external customers and information about its non-current assets by geographical location of the assets are detailed below:

	Revenue		Non-current assets	
	2012 HK\$'000	2011 HK\$'000	2012 HK\$'000	2011 HK\$'000
USA	1,176,251	1,423,024	1,242	2,536
Europe	512,438	587,160	951	1,583
Greater China	688,317	631,375	1,631,796	1,514,585
Others	186,110	142,607	81	129
	<b>2,563,116</b>	<b>2,784,166</b>	<b>1,634,070</b>	<b>1,518,833</b>

*Note:* Non-current assets excluded investments in jointly controlled entities, available-for-sale investments, deferred tax assets, deposit placed and prepayment of premium for a life insurance and derivative financial instruments.

### Information about major customer

During the year ended 31 December 2012, there is a customer from manufacturing and trading of garments segment contributed over 10% of the total revenue of the Group whose revenue is approximately HK\$269 million.

During the year ended 31 December 2011, there was no customer from either manufacture and trading of garments segment or brand business segment which contributed over 10% of the total revenue of the Group.

# Notes to the Consolidated Financial Statements

For the year ended 31 December 2012

## 7. OTHER GAINS AND LOSSES

	2012 HK\$'000	2011 HK\$'000
Gain (loss) on disposal of property, plant and equipment and prepaid lease payments	6,714	(3,100)
Allowance for bad and doubtful debts	(2,414)	(4,489)
Changes in fair value of derivative financial instruments	38,761	(2,526)
Net foreign exchange gains	1,686	26,849
Increase in fair value of investment properties	105,593	136,897
Impairment loss recognised in respect of:		
– property, plant and equipment	(3,223)	(29,139)
– amount due from a jointly controlled entity	(4,463)	(1,509)
	<b>142,654</b>	<b>122,983</b>

## 8. FINANCE COSTS

	2012 HK\$'000	2011 HK\$'000
Interest on:		
– Bank loans and overdrafts wholly repayable within five years	40,730	26,746
– Finance leases	24	47
Bank charges	4,983	5,089
	<b>45,737</b>	<b>31,882</b>



# Notes to the Consolidated Financial Statements

For the year ended 31 December 2012

## 9. DIRECTORS' EMOLUMENTS AND EMPLOYEE'S EMOLUMENTS

### Directors' emoluments

The emoluments paid or payable to each of the seven (2011: seven) directors were as follows:

	Other emoluments				Total emoluments HK\$'000
	Fees HK\$'000	Salaries and other benefits HK\$'000	Retirement benefits scheme contributions HK\$'000	Performance related incentive payments HK\$'000	
<b>2012</b>					
Lam Foo Wah	200	5,056	14	3,500	8,770
So Siu Hang, Patricia	200	2,391	14	1,300	3,905
Chan Wah Tip, Michael	200	–	–	–	200
Woo King Wai	200	–	–	–	200
Wong Shui Hoi, Peter	200	–	–	–	200
Leung Hok Lim	200	–	–	–	200
Yeung Kwok Wing	200	–	–	–	200
<b>Total for 2012</b>	<b>1,400</b>	<b>7,447</b>	<b>28</b>	<b>4,800</b>	<b>13,675</b>

	Other emoluments				Total emoluments HK\$'000
	Fees HK\$'000	Salaries and other benefits HK\$'000	Retirement benefits scheme contributions HK\$'000	Performance related incentive payments HK\$'000	
<b>2011</b>					
Lam Foo Wah	200	5,058	12	3,700	8,970
So Siu Hang, Patricia	200	2,328	12	1,300	3,840
Chan Wah Tip, Michael	200	–	–	–	200
Woo King Wai	200	–	–	–	200
Wong Shui Hoi, Peter	200	–	–	–	200
Leung Hok Lim	200	–	–	–	200
Yeung Kwok Wing	200	–	–	–	200
<b>Total for 2011</b>	<b>1,400</b>	<b>7,386</b>	<b>24</b>	<b>5,000</b>	<b>13,810</b>

# Notes to the Consolidated Financial Statements

For the year ended 31 December 2012

## 9. DIRECTORS' EMOLUMENTS AND EMPLOYEE'S EMOLUMENTS (Cont'd)

### Directors' emoluments (Cont'd)

The performance related incentive payment is determined by reference to the individual performance of the directors and approved by the Remuneration Committee.

During both years, no emoluments were paid by the Group to the directors as compensation for loss of office or an inducement to join or upon joining the Group. None of the directors has waived any emoluments in both years.

### Employee's emoluments

Of the five individuals with the highest emoluments in the Group, two (2011: two) were directors of the Company whose emoluments are included in the disclosures above. The emoluments of the remaining three (2011: three) individuals were as follows:

	2012 HK\$'000	2011 HK\$'000
Salaries and other benefits	4,834	4,683
Retirement benefits scheme contributions	41	36
Performance related incentive payments	3,000	3,000
	<b>7,875</b>	<b>7,719</b>

Their emoluments were within the following bands:

	2012 No. of employees	2011 No. of employees
HK\$2,000,001 to HK\$2,500,000	2	1
HK\$2,500,001 to HK\$3,000,000	1	2
	<b>3</b>	<b>3</b>

# Notes to the Consolidated Financial Statements

For the year ended 31 December 2012

## 10. TAXATION

	2012 HK\$'000	2011 HK\$'000
Current tax charge:		
Hong Kong	(15,131)	(11,500)
PRC	(6,530)	(18,475)
Other jurisdictions	(136)	(240)
Withholding tax paid in respect of distribution of earnings of PRC subsidiaries	(6,086)	(10,282)
Over(under)provision in prior years:		
Hong Kong	10,552	(315)
PRC ( <i>Note</i> )	(1,507)	50,450
Other jurisdictions	(170)	712
	<b>(19,008)</b>	10,350
Deferred taxation ( <i>note 33</i> ):		
Current year	(16,720)	(14,537)
Attributable to change in tax rate	–	(5,930)
Overprovision in prior years ( <i>Note</i> )	–	23,370
	<b>(16,720)</b>	2,903
	<b>(35,728)</b>	13,253
Analysed for reporting as:		
Overprovision in respect of gain on disposal of property, plant and equipment and prepaid lease payments in prior years	–	72,974
Income tax expenses	(35,728)	(59,721)
	<b>(35,728)</b>	13,253

---

# Notes to the Consolidated Financial Statements

For the year ended 31 December 2012

## 10. TAXATION (Cont'd)

*Note:* During the year ended 31 December 2011, included in the PRC tax overprovision in prior years was an amount of HK\$49,604,000 and a reversal of deferred tax liability of HK\$23,370,000 related to gain on disposal of property, plant and equipment and prepaid lease payments in prior years. In 2007 and 2009, the Group disposed of property, plant and equipment and prepaid lease payments in Liuxia Street and Deng Yun Road under the city development plan formulated by the Hangzhou government (the "Disposals") and recognised gain on disposal of HK\$361 million and HK\$53 million in 2007 and 2009, respectively. The deferred tax liabilities in respect of the gains on disposal related to the deferred sale proceeds were provided as taxes relating to the Disposals are payable upon receipt of the proceeds. In March 2010 and January 2011, the Group received in full the sales proceeds from the respective Disposals. On 31 December 2010, the Group filed the audited statement on the costs incurred for the Disposals to clarify the nature and amounts of the costs incurred under the Disposals with the local tax bureau. Pursuant to 國家稅務總局《關於企業政策性搬遷或處置收入有關企業所得稅處理問題的通知》(國稅函〔2009〕118號) ("Tax Interpretation (2009) No.118"), proceeds from sales of property, plant and equipment and prepaid lease payments resulted from city redevelopment plan formulated by government is subject to enterprise income tax after deduction of related costs incurred for reallocating manufacturing plants, provided the respective costs met the criteria set out in this rule. In 2011, the local tax bureau refunded RMB1,150,000 (equivalent to HK\$1,369,000) to the Group in respect of previous tax paid by the Group in relation to the Disposals. Based on the statement of costs and the tax refund received by the Group, the directors of the Company considered that the capitalised expenses incurred for the acquired and/or improved assets under the relocation plan were deductible for calculation of enterprise income tax under Tax Interpretation (2009) No.118. Accordingly, the Group reversed respective tax payable and deferred tax recognised for the Disposals during the year ended 31 December 2011, which were previously provided on the basis that the capitalised expenses were not deductible.

The IRD initiated a tax audit on certain group companies for the years of assessment from 1999/2000 onwards. As a matter of IRD's practice, the IRD has issued estimated/additional assessments demanding final tax ("Assessments") to these group companies for the years of assessment 1999/2000, 2000/2001, 2001/2002, 2002/2003, 2003/2004, 2004/2005 and 2005/2006. During the course of the tax audit, there may be a possibility that estimated additional assessments for subsequent years be issued by the IRD to these group companies.

Up to 31 December 2012, the Group has purchased tax reserve certificates of approximately HK\$98,065,000 (2011: HK\$87,690,000) for conditional standover order of objection against the notices of Assessments for the years of assessment 1999/2000, 2000/2001, 2001/2002, 2002/2003, 2003/2004, 2004/2005 and 2005/2006 and the amount is included in tax recoverable.

Other than the tax audit, one of the companies of the Group has also purchased tax reserve certificates of approximately HK\$753,000 (2011: HK\$753,000) for conditional standover order of objection against the notice of Assessment for the year 2006/2007 and the amount is included in tax recoverable.

# Notes to the Consolidated Financial Statements

For the year ended 31 December 2012

## 10. TAXATION (Cont'd)

Since the tax audit is still at a fact-finding stage with different views being exchanged with the IRD, the outcome of the tax audit cannot be readily ascertained with any degree of accuracy. The management has in the current year followed the same basis for making provision as adopted in prior years. In the opinion of the directors, the provisions so made are adequate for the purpose mentioned above.

Hong Kong Profits Tax is calculated at 16.5% of the estimated assessable profit for both years.

Under the Law of the PRC on Enterprise Income Tax (the "EIT Law") and Implementation Regulation of the EIT Law, the tax rate of the PRC subsidiaries is 25% from 1 January 2008 onwards, except for High Fashion Silk (Zhejiang) Co., Ltd. and High Fashion (China) Co., Ltd..

High Fashion (China) Co., Ltd. and High Fashion Silk (Zhejiang) Co., Ltd. had been recognised as advanced technology enterprises in the PRC in 2011 and 2012, respectively. They are subject to an income tax rate of 15% for three years starting from the year being recognised as advanced technology enterprises.

Taxation arising in other jurisdictions is calculated at the rates prevailing in the relevant jurisdictions.

The income tax expense for the year can be reconciled to the profit before taxation per the consolidated statement of comprehensive income as follows:

	2012 HK\$'000	2011 HK\$'000
Profit before taxation	205,559	240,572
Tax at the income tax rate of 16.5%	(33,917)	(39,694)
Effect of different tax rates of subsidiaries operating in other jurisdictions	(1,212)	(9,350)
Tax effect of share of results of jointly controlled entities	(251)	(25)
Tax effect of income not taxable for tax purpose	5,781	8,257
Tax effect of expenses not deductible for tax purpose	(10,815)	(9,657)
Tax effect of deferred tax assets not recognised	(5,493)	(2,838)
Withholding tax on undistributed earnings of the PRC subsidiaries (Note 33)	(6,000)	(9,376)
Utilisation of tax losses previously not recognised	2,221	666
Overprovision in prior years	8,875	74,217
Tax relief relates to additional tax deductions on research and development costs incurred and amount spent on acquisition of plant and equipment made in the PRC	6,683	11,824
Effect on deferred taxation resulting from a change in tax rate	-	(5,930)
Others	(1,600)	(4,841)
Taxation	(35,728)	13,253

# Notes to the Consolidated Financial Statements

For the year ended 31 December 2012

## 11. PROFIT FOR THE YEAR

Profit for the year has been arrived at after charging (crediting):

	2012 HK\$'000	2011 HK\$'000
Cost of inventories recognised as expenses (included in cost of sales) ( <i>Note v</i> )	1,951,973	2,143,926
Depreciation and amortisation		
Owned assets	77,013	89,261
Leased assets	259	342
Amortisation of trademarks (included in selling and distribution expenses)	–	516
Amortisation of prepaid lease payments	2,438	2,390
	79,710	92,509
(Reversal of) allowance for inventory obsolescence (included in cost of sales) ( <i>Note iii</i> )	(1,187)	25,177
Auditor's remuneration	3,525	3,486
Minimum lease payments in respect of land and buildings	43,687	28,676
Contingent rental expense ( <i>Note i</i> )	23,098	37,740
Staff costs (including directors' emoluments)		
Wages, salaries and bonuses	531,846	546,127
Retirement benefits scheme contributions	15,957	8,514
	547,803	554,641
Gain on derivative financial instruments reclassified from other comprehensive income ( <i>Note iv</i> )	(36,948)	(39,185)
Loss on derivative financial instruments reclassified from other comprehensive income (included in finance costs)	1,325	2,434
Research and development costs recognised as an expense (included in cost of sales)	74,934	87,885
Gross rental income from investment properties	(22,947)	(20,638)
Less: Outgoings for investment properties rented out	3,693	2,686
Net rental income	(19,254)	(17,952)
Government grants (included in other income) ( <i>Note ii</i> )	(8,401)	(51,623)
Investment income earned on loans and receivables (included in other income)		
– bank interest income	(27,078)	(22,494)
– interest income on loan and other receivables	(3,535)	(686)
	(30,613)	(23,180)
Investment income earned on financial assets designated at FVTPL (included in other income)		
– interest income from structured deposits	(37,242)	(21,491)

# Notes to the Consolidated Financial Statements

For the year ended 31 December 2012

## 11. PROFIT FOR THE YEAR (Cont'd)

Notes:

- (i) The contingent rental expenses are determined based on a certain percentage of the gross sales of the relevant shops when the sales meet certain specified level.
- (ii) The amounts represent subsidies received from PRC government for the purposes of encouraging the Group to expand its business in PRC. There are no conditions attached to the subsidies granted to the Group and the grants are not related to capital expenditures.
- (iii) Allowance for obsolete inventory was written back when the relevant inventory was sold.
- (iv) Amounts of HK\$22,598,000 (2011: nil) and HK\$14,350,000 (2011: HK\$39,185,000) are included in sales and cost of sales, respectively.
- (v) Amounts of HK\$1,951,973,000 (2011: HK\$2,143,926,000) included reversal of allowance for inventory obsolescence of HK\$1,187,000 (2011: allowance for inventory obsolescence of HK\$25,177,000).

## 12. OTHER COMPREHENSIVE INCOME (EXPENSE)

	2012 HK\$'000	2011 HK\$'000
Cash flow hedges:		
Fair value gain (loss) on hedging instruments	62,388	(22,875)
Reclassification adjustments to profit or loss	(35,623)	(36,751)
	26,765	(59,626)
Gain on revaluation of properties	–	81,436
Exchange difference arising on translation of jointly controlled entities	127	1,047
Exchange differences arising on translation	21,027	93,561
Other comprehensive income	47,919	116,418
Income tax relating to components of other comprehensive income:		
– revaluation of properties	–	(20,359)
– fair value changes on hedging instruments on cash flow hedge	(57)	(2,265)
– reclassification adjustments to profit or loss	2,570	6,722
– effect of change in tax rate	–	1,641
	2,513	(14,261)
Other comprehensive income for the year, net of tax	50,432	102,157

# Notes to the Consolidated Financial Statements

For the year ended 31 December 2012

## 13. DIVIDENDS

	2012 HK\$'000	2011 HK\$'000
Dividend recognised as distribution and paid during the year:		
Interim dividend – 5 HK cents per ordinary share for 2012 (2011: 7 HK cents for 2011)	14,861	21,109
Final dividend – 15 HK cents per ordinary share for 2011 (2011: 13 HK cents for 2010)	44,582	39,387
	<b>59,443</b>	<b>60,496</b>

A final dividend of HK15 cents (2011: HK 15 cents) per ordinary share was proposed by the directors and is subject to the approval by the Company's shareholders at the forthcoming annual general meeting.

## 14. EARNINGS PER SHARE

The calculation of basic earnings per share attributable to owners of the Company are based on the following data:

	2012 HK\$'000	2011 HK\$'000
Earnings for the purpose of basic earnings per share attributable to owners of the Company	170,116	253,825
	Number of shares	Number of shares
Weighted average number of ordinary shares for the purpose of basic earnings per share	297,299,861	302,402,077

No presentation of diluted earnings per share as there is no potential ordinary shares outstanding during the years or at the end of the respective reporting periods.



# Notes to the Consolidated Financial Statements

For the year ended 31 December 2012

## 15. PROPERTY, PLANT AND EQUIPMENT

	Leasehold land	Buildings (Hong Kong)	Buildings (elsewhere)	Construction in progress	Leasehold improvements	Plant and equipment	Furniture and fixtures	Motor vehicles	Total
	HK\$'000	HK\$'000	HK\$'000	HK\$'000	HK\$'000	HK\$'000	HK\$'000	HK\$'000	HK\$'000
COST									
At 1 January 2011	5,058	13,886	554,933	18,654	150,978	492,030	150,695	32,439	1,418,673
Additions	-	-	24,217	31,804	4,728	25,996	18,559	2,703	108,007
Transfers	-	-	8,504	(21,709)	136	1,840	11,229	-	-
Transfer to investment properties	-	-	(14,797)	-	-	-	-	-	(14,797)
Disposals/written off	-	-	(117)	-	-	(16,210)	(12,217)	(5,205)	(33,749)
Exchange realignment	-	-	20,435	830	6,816	23,173	4,930	1,029	57,213
<b>At 31 December 2011</b>	<b>5,058</b>	<b>13,886</b>	<b>593,175</b>	<b>29,579</b>	<b>162,658</b>	<b>526,829</b>	<b>173,196</b>	<b>30,966</b>	<b>1,535,347</b>
Additions	-	-	2,068	21,937	8,373	12,697	9,184	3,109	57,368
Transfers	-	-	14,804	(43,122)	614	27,704	-	-	-
Disposals/written off	-	-	(3,039)	(3,279)	(12,599)	(6,852)	(3,030)	(3,681)	(32,480)
Exchange realignment	-	-	3,426	46	1,017	3,107	891	220	8,707
<b>At 31 December 2012</b>	<b>5,058</b>	<b>13,886</b>	<b>610,434</b>	<b>5,161</b>	<b>160,063</b>	<b>563,485</b>	<b>180,241</b>	<b>30,614</b>	<b>1,568,942</b>
ACCUMULATED DEPRECIATION AND IMPAIRMENT									
At 1 January 2011	1,175	4,233	70,642	-	81,913	269,344	114,020	24,974	566,301
Provided for the year	104	278	12,786	-	22,131	36,835	15,162	2,307	89,603
Eliminated on disposals/written off	-	-	(57)	-	-	(13,107)	(12,035)	(4,302)	(29,501)
Transfer to investment properties	-	-	(3,490)	-	-	-	-	-	(3,490)
Impairment loss recognised in the profit or loss	-	-	-	3,279	25,860	-	-	-	29,139
Exchange realignment	-	-	5,167	81	4,850	11,738	2,201	706	24,743
<b>At 31 December 2011</b>	<b>1,279</b>	<b>4,511</b>	<b>85,048</b>	<b>3,360</b>	<b>134,754</b>	<b>304,810</b>	<b>119,348</b>	<b>23,685</b>	<b>676,795</b>
Provided for the year	105	278	14,504	-	8,541	36,054	15,533	2,257	77,272
Eliminated on disposals/written off	-	-	(738)	(3,279)	(12,599)	(6,467)	(2,812)	(3,009)	(28,904)
Impairment loss recognised in the profit or loss	-	-	-	-	-	3,223	-	-	3,223
Exchange realignment	-	-	655	10	717	1,901	599	144	4,026
<b>At 31 December 2012</b>	<b>1,384</b>	<b>4,789</b>	<b>99,469</b>	<b>91</b>	<b>131,413</b>	<b>339,521</b>	<b>132,668</b>	<b>23,077</b>	<b>732,412</b>
CARRYING VALUES									
<b>At 31 December 2012</b>	<b>3,674</b>	<b>9,097</b>	<b>510,965</b>	<b>5,070</b>	<b>28,650</b>	<b>223,964</b>	<b>47,573</b>	<b>7,537</b>	<b>836,530</b>
At 31 December 2011	3,779	9,375	508,127	26,219	27,904	222,019	53,848	7,281	858,552

# Notes to the Consolidated Financial Statements

For the year ended 31 December 2012

## 15. PROPERTY, PLANT AND EQUIPMENT (Cont'd)

	2012 HK\$'000	2011 HK\$'000
Medium-term leases:		
Land and buildings in Hong Kong	12,771	13,154
Buildings outside Hong Kong	510,965	508,127
	<b>523,736</b>	521,281

The above items of property, plant and equipment other than construction in progress are depreciated on a straight-line basis at the following rates per annum:

Land and buildings	2% to 5%
Leasehold improvements	The shorter of lease terms and 5 years
Plant and equipment	9% to 20%
Furniture and fixtures	9% to 25%
Motor vehicles	15% to 25%

The carrying value of the motor vehicles includes an amount of HK\$468,000 (2011: HK\$711,000) in respect of assets held under finance leases.

At 31 December 2012, the directors of the Company conducted a review of the Group's manufacturing assets and determined that a number of assets included in plant and equipment were fully impaired due to technical obsolescence. Accordingly, an impairment loss of HK\$3,223,000 has been recognised.

At 31 December 2011, as the cash-generating unit in which certain leasehold improvements attached to incurred operating losses, the directors of the Company determined that the future cash flows expected to be generated by this cash-generating unit was less than its carrying amounts and an impairment loss of HK\$13,261,000 had been recognised. The property, plant and equipment of this cash-generating unit had been fully impaired during the year ended 31 December 2011. In addition, included in the construction in process was a software under development for inventory management of which management considered that was technical obsolescence. Accordingly, an impairment loss of approximately HK\$3,279,000 had been recognised.

At 31 December 2011, the directors of the Company considered the leasehold improvements in Hangzhou office were deteriorated and decided to carry out renovation work to Hangzhou office. Accordingly, leasehold improvements with carrying amounts of HK\$12,599,000 were fully written off.

# Notes to the Consolidated Financial Statements

For the year ended 31 December 2012

## 16. PREPAID LEASE PAYMENTS

	2012 HK\$'000	2011 HK\$'000
The Group's prepaid lease payments comprise:		
Medium-term leasehold land outside Hong Kong	134,442	150,230
Analysed for reporting purposes as:		
Non-current asset	131,964	147,459
Current asset	2,478	2,771
	<b>134,442</b>	<b>150,230</b>

During the year ended 31 December 2012, the Group was granted a government grant of HK\$14,227,000 in respect of acquisition of prepaid lease payments in 2011. The government grant is recognised as a deduction from the carrying amount of the prepaid lease payments and recognised over the useful lives of the related land.

## 17. INVESTMENT PROPERTIES

	HK\$'000
FAIR VALUE	
At 1 January 2011	268,035
Transfer from property, plant and equipment and prepaid leases payments	93,747
Increase in fair value recognised in profit or loss	136,897
Exchange realignment	13,616
At 31 December 2011	512,295
Acquired on acquisition of a subsidiary ( <i>note 40</i> )	44,676
Increase in fair value recognised in profit or loss	105,593
Exchange realignment	3,012
<b>At 31 December 2012</b>	<b>665,576</b>

# Notes to the Consolidated Financial Statements

For the year ended 31 December 2012

## 17. INVESTMENT PROPERTIES (Cont'd)

The carrying value of investment properties shown above comprises:

	2012 HK\$'000	2011 HK\$'000
Land and buildings in Hong Kong under medium-term lease	261,000	162,000
Land and buildings outside Hong Kong under long leases	404,576	350,295
	<b>665,576</b>	512,295

The fair value of the Group's investment properties at 31 December 2012 and 2011 have been arrived at on the basis of a valuation carried out by Centaline Surveyors Limited and 新昌信安達資產評估有限公司, both are independent qualified professional valuers not connected with the Group. Centaline Surveyors Limited are members of the Institute of Valuers. 新昌信安達資產評估有限公司 is a certified public valuer in the PRC. The valuations were arrived at by reference to market evidence of transaction prices for similar properties in the same locations and conditions and on the basis of capitalisation of net income with due allowance for the reversionary income and redevelopment potential.

All of the Group's property interests held under operating leases to earn rentals or for capital appreciation purposes are measured using the fair value model and are classified and accounted for as investment properties.

## 18. INTANGIBLE ASSETS

	Trademarks HK\$'000
COST	
At 1 January 2011, 31 December 2011 and 31 December 2012	16,873
ACCUMULATED AMORTISATION AND IMPAIRMENT	
At 1 January 2011	16,357
Provided for the year	516
At 31 December 2011 and 31 December 2012	<b>16,873</b>
CARRYING VALUES	
At 31 December 2012 and 31 December 2011	–

The trademarks were amortised over 10 years.

# Notes to the Consolidated Financial Statements

For the year ended 31 December 2012

## 19. INVESTMENTS IN JOINTLY CONTROLLED ENTITIES

	2012 HK\$'000	2011 HK\$'000
Cost of unlisted investments in jointly controlled entity	9,982	9,982
Share of post-acquisition profits	4,763	6,285
Exchange realignment	4,798	4,671
	<b>19,543</b>	20,938

As at 31 December 2012 and 2011, the Group had interests in the following jointly controlled entities:

Name	Form of business structure	Place of registration and operations	Percentage of						Principal activities
			Ownership interest		Voting power		Profit sharing		
			2012 %	2011 %	2012 %	2011 %	2012 %	2011 %	
Hangzhou Dalifu Silk Finishing Co., Ltd.	Incorporated	PRC	51	51	50	50	51	51	Dyeing, printing and sandwashing of fabric
Suzhou High Fashion Garment Co., Ltd. ("Suzhou High Fashion") (Note)	Incorporated	PRC	51	51	60	60	51	51	Garment manufacturing
The Silk Passion Company Limited ("Silk Passion") (Note)	Incorporated	Hong Kong	51	51	60	60	51	51	Trading, marketing and promoting silk products
Flaming China Limited	Incorporated	Hong Kong	50	50	50	50	50	50	Inactive

*Note:* The Group holds 51% of the registered capital and 60% voting power of Suzhou High Fashion and Silk Passion. However, under the terms of memorandum and articles of association of Suzhou High Fashion and joint venture agreement of Silk Passion, all significant events including operating and financial decision must require unanimous consent by the Group and the other shareholder. Therefore, Suzhou High Fashion and Silk Passion are classified as jointly controlled entities of the Group.

# Notes to the Consolidated Financial Statements

For the year ended 31 December 2012

## 19. INVESTMENTS IN JOINTLY CONTROLLED ENTITIES (Cont'd)

The summarised financial information in respect of certain Group's jointly controlled entities which are accounted for using the equity method is set out below:

	2012 HK\$'000	2011 HK\$'000
Current assets	48,916	43,335
Non-current assets	15,613	17,046
Current liabilities	26,208	19,326
Group's share of net assets of jointly controlled entities	19,543	20,938
Income recognised in profit or loss	47,395	62,989
Expenses recognised in profit or loss	50,380	63,287
Group's share of results of jointly controlled entities for the year	(1,522)	(152)

The Group has discontinued recognition of its share of loss of certain jointly controlled entities.

The amount of unrecognised share of results of jointly controlled entities is as follows:

	2012 HK\$'000	2011 HK\$'000
Unrecognised share of losses of jointly controlled entities for the year	4,084	1,075
Accumulated unrecognised share of losses of these jointly controlled entities	6,152	2,068

# Notes to the Consolidated Financial Statements

For the year ended 31 December 2012

## 20. LONG-TERM DEPOSITS AND PREPAYMENTS

	2012 HK\$'000	2011 HK\$'000
Deposit placed and prepayment of premium for a life insurance	26,843	26,952
Long-term bank deposit	–	527
	<b>26,843</b>	<b>27,479</b>

### Deposit placed and prepayment of premium for a life insurance

During the year ended 31 December 2010, the Group entered into a life insurance policy with an insurance company to insure an executive director. Under the policy, the beneficiary and policy holder is High Fashion Garments Management Limited (“HFGML”), a wholly owned subsidiary of the Company, and the total insured sum is approximately US\$10,000,000 (equivalent to HK\$77,500,000). HFGML paid a gross premium of US\$3,582,000 (equivalent to HK\$27,763,000), including a premium charge at inception of the policy amounting to US\$214,941 (equivalent to HK\$1,666,000). HFGML may request a partial surrender or full surrender of the policy at any time and receive cash back based on the cash value of the policy at the date of withdrawal, which is determined by the gross premium paid plus accumulated guaranteed interest earned and minus insurance premium charged at inception. In addition, if withdrawal is made between the 1st to 15th policy year, there is a specified surrender charge. At the inception date, the gross premium was separated into deposit placed and prepayment of life insurance premium. The prepayment of life insurance premium is recognised in profit or loss over the insured period and the deposit placed is carried at amortised cost using the effective interest method. The insurance company will pay HFGML a guaranteed interest rate of 5.2% per annum for the first year, followed by minimum guaranteed interest rate of 3% per annum for the following years.

The effective interest rate for the deposit placed on initial recognition is 4.61% per annum, which was determined by discounting the estimated future cash receipts through the expected life of the policy of 15 years, excluding the financial effect of surrender charge. At 31 December 2012, the expected life of the policy remained unchanged from the initial recognition and the directors considered that the financial impact of the option to terminate the policy was insignificant.

### Long-term bank deposit

At 31 December 2011, the long-term bank deposit carried fixed interest rate at 5.0% per annum and was matured on 7 January 2013 and included in short-term deposits at 31 December 2012 under current assets.

# Notes to the Consolidated Financial Statements

For the year ended 31 December 2012

## 21. DERIVATIVE FINANCIAL INSTRUMENTS

	2012 HK\$'000	2011 HK\$'000
<b>Financial assets</b>		
Cash flow hedges		
– Foreign exchange forward contracts	9,303	14,574
– Interest rate swaps	22	9
	9,325	14,583
Other derivatives (not under hedge accounting)		
– Dual currency forward contracts	9,099	1,684
– Knock out forward contracts	–	1,211
– Capped forward contracts	8,757	58,005
	17,856	60,900
	27,181	75,483
<b>Financial liabilities</b>		
Cash flow hedges		
– Foreign exchange forward contracts	8,295	40,284
– Interest rate swaps	407	441
	8,702	40,725
Other derivatives (not under hedge accounting)		
– Dual currency interest rate swap	10,035	–
– Dual currency forward contracts	–	7,363
– Capped forward contracts	2,910	7,676
– Dual currency knock out forward contracts	–	705
	12,945	15,744
	21,647	56,469
Analysed for reporting purposes as:		
Non-current assets	5,830	–
Current assets	21,351	75,483
	27,181	75,483
Non-current liabilities	11,082	52,234
Current liabilities	10,565	4,235
	21,647	56,469



---

# Notes to the Consolidated Financial Statements

For the year ended 31 December 2012

## 21. DERIVATIVE FINANCIAL INSTRUMENTS (Cont'd)

### Cash flow hedges

#### *Foreign exchange forward contracts*

At the end of the reporting period, the Group had foreign exchange forward contracts designated as highly effective hedging instruments in order to manage the Group's foreign currency exposure in relation to certain foreign currency forecast sales to intragroup and to external parties.

During both years, the Company required its PRC subsidiaries (of which the functional currency is RMB) to use foreign exchange forward contracts to hedge its foreign currency exposure on intragroup forecast sales in HK\$ to group entities of which the sales to end customers are denominated in United States Dollars ("US\$"). Management considered the hedges made by the PRC subsidiaries are highly effective and at the Group level, the hedges are effectively hedging its cost of sales which are mainly denominated in RMB affected by the movements of RMB relative to the sales to end customers, which are mainly denominated in US\$. At 31 December 2011, certain foreign exchange forward contracts were outstanding to sell HK\$ for RMB. Considering that HK\$ is pegged with US\$ and the exposures between HK\$ and US\$ were not significant, the ineffective portion is considered insignificant.

In addition, the Group also manages and enters foreign exchange forward contracts to hedge the foreign currency exposure on the forecast sales of the Group denominated in US\$ to its end customers. In particular, the Group uses foreign exchange forward contracts to sell US\$ for RMB. Management considered the hedges from the Group's perspective are effective hedging its sales to end customers, which are denominated in US\$.

At the end of the reporting period, the Group has outstanding foreign exchange forward contracts with an aggregate notional amount of US\$384 million (2011: US\$320 million) that requires the Group to sell US\$ for RMB at exchange rates ranging from RMB6.251 to RMB6.442 (2011: RMB6.251 to RMB6.420) for US\$1 with maturity periods up to 24 months (2011: 24 months) from the end of the respective reporting period. At 31 December 2011, the Group also had outstanding foreign exchange forward contracts with aggregate notional amount of HK\$411 million that required the Group to sell HK\$ for RMB at exchange rates ranging from RMB0.8346 to RMB0.8435 for HK\$1 with remaining maturity periods up to 5 months from 31 December 2011. The terms of the foreign exchange contracts have been negotiated based on the estimation of the highly probable forecast sales.

As at 31 December 2012, the cumulative net fair value gain of approximately HK\$1,008,000 (2011: net fair value loss of HK\$25,710,000) recognised in other comprehensive income and accumulated in hedging reserve is expected to be released to the profit or loss at various dates from January 2013 to December 2014 (2011: January 2012 to December 2013), the period in which the forecast sales are expected to take place. Included in the cumulative net fair value gain was HK\$5,235,000 (2011: net fair value loss of HK\$40,284,000) that is expected to be reclassified to profit or loss in more than twelve months after the end of the reporting period.

During the year, the effective portion of cash flow hedges on foreign currency forward contracts amounting to HK\$36,948,000 (2011: HK\$39,185,000) is reclassified from other comprehensive income upon occurrence of the sales to end customers which affected the profit or loss.

---

# Notes to the Consolidated Financial Statements

For the year ended 31 December 2012

## 21. DERIVATIVE FINANCIAL INSTRUMENTS (Cont'd)

### Cash flow hedges (Cont'd)

#### *Interest rate swaps*

The Group used interest rate swaps to manage its exposure to volatility in interest payments relating to certain floating rate bank borrowings. The floating-to-fixed interest rate swaps locked the interest rates ranging from 2.03% to 3.07% (2011: 1.32% to 1.52%) per annum. The interest rate swaps match the major terms of the hedged underlying bank borrowings such that management considered that the interest rate swaps are highly effective hedging instruments.

As at 31 December 2012, the cumulative fair value loss of HK\$385,000 (2011: HK\$432,000) of interest rate swap contracts has been recognised in other comprehensive income and accumulated in hedging reserve, and are expected to be released to profit or loss at various dates during the lives of the swaps when the hedged interest expenses are recognised and impacts profit or loss. The aggregate notional amount of interest rate swap contracts are HK\$1,188,000,000 (2011: HK\$1,050,000,000) and will mature within one year after the end of the reporting period.

The effective portion of cash flow hedges on interest rate swaps amounting to HK\$1,325,000 (2011: HK\$2,434,000) is reclassified from other comprehensive income to profit and loss and included in finance costs during the year.

### Other derivatives (not under hedge accounting)

#### *Dual currency forward contracts*

The amount represents fair value of dual currency forward contracts that the Group shall exchange RMB and US\$ at exchange rates at RMB6.58 (2011: ranging from RMB6.466 to RMB6.88) for US\$1 on notional amount of US\$6 million (2011: US\$99 million) to be settled monthly from January 2013 to December 2013 (2011: January 2012 to December 2013). The contracts will be settled on a net basis in either HK\$ or US\$ dependent on the spot rate on maturity date or at banks' discretions. The fair value gain of HK\$14,141,000 (2011: a fair value loss of HK\$9,229,000) is recognised in profit and loss.

#### *Dual currency interest rate swap*

The amount represents fair value of a dual currency interest rate swap agreement. In accordance with the term of swap agreement, the Group shall pay fixed interest of 1% per annum on the notional amount of HK\$70 million on 20 January 2014. From 20 January 2014 to 20 January 2019, the Group shall pay fixed interest at 2.1% per annum on the notional amount of HK\$70 million annually. In return, the Group shall receive floating interest at Hong Kong Interbank Offered Rate on the notional amount of HK\$70 million on quarterly basis from 20 April 2012 to 20 January 2019. In addition, the Group shall pay or receive interest on the notional amount of US\$9,014,000 annually based on the formula set out in the agreement, while the interest rate that the Group may be required to further pay is capped as 2% per annum. The fair value loss of HK\$10,035,000 (2011: nil) is recognised in profit or loss.

---

# Notes to the Consolidated Financial Statements

For the year ended 31 December 2012

## 21. DERIVATIVE FINANCIAL INSTRUMENTS (Cont'd)

### Other derivatives (not under hedge accounting) (Cont'd)

#### *Capped forward contracts*

The amount represents fair value of non deliverable capped forward contracts with aggregate notional amount US\$168 million (2011: US\$228 million). The Group shall pay/receive if the exchange rate of RMB vs US\$ above/below the upper contract rate specified in the relevant agreements on the settlement date. Where the spot rate is above the upper contract rate on the settlement date, the Group should pay the amount multiple by two to respective banks. The aforesaid upper contract rate in the relevant agreements are ranging from RMB6.31 to RMB6.585 vs US\$1 (2011: RMB6.45 to RMB6.9 vs US\$1). The contracts will be settled in various dates from January 2013 to June 2015 (2011: January 2012 to December 2013).

The fair value gain of HK\$35,103,000 (2011: HK\$11,056,000) is recognised in profit and loss.

#### *Knock out forward contracts*

At 31 December 2011, the amount represented fair value of knock out forward contracts with aggregate notional amount of US\$12 million that the Group should pay to respective banks when RMB for US\$ at exchange rates below RMB6.255 for US\$1 while the Group should receive from respective banks when RMB for US\$ fall within the range of RMB6.255 to RMB6.88 for US\$1 on specified monthly fixing date from January 2012 to April 2012. There would be no settlement when the spot rate is over RMB6.88 to US\$1 on fixing date. The fair value loss of HK\$408,000 (2011: a fair value loss of HK\$2,588,000) is recognised in profit and loss.

#### *Dual currency knock out forward contracts*

At 31 December 2011, the amount represented fair value of dual currency knock out forward contracts that the Group should exchange RMB and US\$ with notional amount of US\$6.5 million at specific exchange rate in January 2012. The contracts would be settled on a net basis in either RMB or US\$ dependent on the spot rate on maturity date. In addition, the contracts would be terminated when the spot rate is above exchange rate specified in respective contracts. The fair value loss of HK\$40,000 (2011: a fair value loss of HK\$1,632,000) is recognised in profit and loss.

The above derivatives are measured at fair value at end of the reporting period. Their fair values are determined based on the valuation carried out by financial institutions, which is measured using the present value of future cash flows estimated and discounted based on the applicable yield curves derived from quoted interest rates and quoted forward exchange rates at the end of the reporting period.

---

# Notes to the Consolidated Financial Statements

For the year ended 31 December 2012

## 22. STRUCTURED DEPOSITS

The structured deposits are placed with banks in the PRC and contain embedded derivatives, the returns of which are determined by reference to the change in certain exchange rates or interest rates quoted in the market. The structured deposits are designated as FVTPL at initial recognition.

Major terms of the structured deposits at the end of the reporting period are as follows:

### At 31 December 2012:

<b>Principal amount</b>	<b>Maturity</b> <i>(Note a)</i>	<b>Annual coupon rate</b>	<i>Notes</i>
RMB246,000,000	April–August 2013	from 3.3% to 5.5%	<i>(b)</i>
RMB393,000,000	January–August 2013	from 2.4% to 5.5%	<i>(c)</i>
RMB40,000,000	May 2013	from 3.5% to 4.6%	<i>(d)</i>

### At 31 December 2011:

<b>Principal amount</b>	<b>Maturity</b> <i>(Note a)</i>	<b>Annual coupon rate</b>	<i>Notes</i>
RMB327,000,000	January–August 2012	from 2.2% to 6%	<i>(b)</i>

# Notes to the Consolidated Financial Statements

For the year ended 31 December 2012

## 22. STRUCTURED DEPOSITS (Cont'd)

Notes:

- (a) Subject to the option for early termination by issuing banks.
- (b) The annual coupon rate is dependent on whether the spot rate for conversion of European dollar for US\$ as prevailing in the international foreign exchange market falls within ranges as specified in the relevant agreements during the period from inception date to maturity date of the relevant agreements.
- (c) The annual coupon rate is dependent on whether the spot rate for conversion of Australian dollar for US\$ as prevailing in the international foreign exchange market falls within ranges as specified in the relevant agreements during the period from inception date to maturity date of the relevant agreements.
- (d) The annual coupon rate is dependent on whether the spot rate for conversion of US\$ for HK\$ as prevailing in the international foreign exchange market falls within ranges as specified in the relevant agreements during the period from inception date to maturity date of the relevant agreements.

At the end of the reporting period, the structured deposits are stated at fair values based on valuation provided by respective counterparties. The fair values are calculated using discounted cash flow analyses based on the applicable yield curves of relevant interest rates and exchange rates.

## 23. INVENTORIES

	2012 HK\$'000	2011 HK\$'000
Raw materials	168,273	165,467
Work in progress	115,617	114,796
Finished goods	143,412	168,381
	427,302	448,644

# Notes to the Consolidated Financial Statements

For the year ended 31 December 2012

## 24. TRADE RECEIVABLES

	2012 HK\$'000	2011 HK\$'000
Trade receivables	444,679	437,773
Less: Allowance for doubtful debts	(27,787)	(28,870)
	<b>416,892</b>	<b>408,903</b>

The credit terms granted by the Group to its customers normally range from 30 days to 90 days.

The aged analysis of the Group's trade receivables net of allowance for doubtful debts presented based on the invoice date at the end of the reporting period is as follows:

	2012 HK\$'000	2011 HK\$'000
Within 90 days	373,134	359,834
91 to 180 days	33,582	46,176
181 to 360 days	9,589	2,616
Over 360 days	587	277
	<b>416,892</b>	<b>408,903</b>

The Group has policy of making allowance for bad and doubtful debts which is based on the evaluation of collectability and age of accounts and on management's judgement including credit worthiness and past collection history of each customer. Before accepting any new customer, the Group assess the potential customer's credit quality and defines credit limits by customer. Credit limits attributed to customers are reviewed twice a year.

At the end of the reporting period, trade receivables with an aggregate carrying amount of HK\$288,007,000 (2011: HK\$280,958,000) which are neither past due nor impaired for which management consider these amounts are of good credit quality.

Included in the Group's trade receivables balance are debtors with an aggregate carrying amount of HK\$128,885,000 (2011: HK\$127,945,000) which are past due at the end of the reporting period for which the Group has not provided for impairment loss. The directors of the Company believe that there is no further provision required in excess of the allowance of doubtful debts as at the end of the reporting period. The average age of these receivables is 77 days (2011: 60 days).

# Notes to the Consolidated Financial Statements

For the year ended 31 December 2012

## 24. TRADE RECEIVABLES (Cont'd)

Ageing of trade receivables which are past due but not impaired:

	2012 HK\$'000	2011 HK\$'000
Within 90 days	99,200	109,588
91 – 180 days	19,529	16,103
181 – 360 days	9,529	1,977
Over 360 days	627	277
Total	128,885	127,945

### Movement in the allowance for doubtful debts

	2012 HK\$'000	2011 HK\$'000
Balance at beginning of the year	28,870	81,964
Exchange adjustment	30	184
Impairment losses recognised on receivables ( <i>Note i</i> )	5,529	7,610
Amounts written off as uncollectible ( <i>Note ii</i> )	(3,527)	(57,767)
Amounts recovered during the year	(3,115)	(3,121)
Balance at end of the year	27,787	28,870

Notes:

- (i) The impairment losses recognised on receivables are individual trade receivables that are past due at the end of the reporting date and the Group believes that those amounts are unlikely to be recoverable based on past collection history and credit worthiness of each customer. The Group does not had any collateral over these balance.
- (ii) The amounts written off as uncollectible are individually impaired trade receivable which are in severe financial difficulties.

---

# Notes to the Consolidated Financial Statements

For the year ended 31 December 2012

## 25. BILLS RECEIVABLE

At the end of the reporting period, bills receivable of HK\$34,412,000 (2011: HK\$53,959,000) are aged within 180 days (2011: 90 days). Included in the bills receivable is discounted bills with recourse of HK\$29,518,000 (2011: HK\$43,422,000) of which corresponding financial liabilities are included in bank borrowings disclosed in note 32.

## 26. DEPOSITS, PREPAYMENTS AND OTHER RECEIVABLES

At 31 December 2012, included in deposits, prepayments and other receivables are loan receivables of RMB18,000,000 (equivalent to HK\$22,360,000) and RMB20,000,000 (equivalent to HK\$24,845,000), which carries fixed interest at 6.6% and 12% per annum respectively, to two independent third parties through banks in the PRC. The loan receivables will be matured in 2013.

In addition, at 31 December 2012, included in deposits, prepayments and other receivables is sales proceeds from disposal of property, plant and equipment owed by an independent third party of HK\$8,695,000 (2011:nil).

At 31 December 2011, included in deposits, prepayments and other receivables was a loan receivable of RMB20,000,000 (equivalent to HK\$24,774,000) to an independent third party through a bank in the PRC, which carried fixed interest at 12% per annum and matured on 5 June 2012.

## 27. AMOUNTS DUE FROM AND TO JOINTLY CONTROLLED ENTITIES

The amounts due from jointly controlled entities are non-trade, unsecured, interest free and are repayable on demand. At 31 December 2011, amounts due to jointly controlled entities were payables for purchases of raw materials and finished goods and aged within 90 days.

## 28. SHORT-TERM DEPOSITS AND BANK BALANCES AND CASH

Bank balances carry interest at market rates which range from 0.001% to 4.0% (2011: 0.001% to 5.0%) per annum. The short-term deposits carry fixed interest ranging from 3.05% to 5% (2011: 1.7% to 3.5%) per annum.

Bank balances are readily convertible into known amounts of cash and subject to an insignificant risk of changes in value, and have a short maturity of generally within three months. Short-term deposits are deposits with banks with more than three months to maturity. Both bank balances and short-term deposits are matured within 12 months from the end of the reporting period and are therefore classified as current assets.



# Notes to the Consolidated Financial Statements

For the year ended 31 December 2012

## 29. TRADE PAYABLES AND BILLS PAYABLE

The following is an aged analysis of the trade payables presented based on the invoice date at the end of the reporting period:

	2012 HK\$'000	2011 HK\$'000
Within 90 days	113,443	131,732
91 to 180 days	10,489	5,082
181 to 360 days	3,644	1,965
Over 360 days	4,318	4,526
	131,894	143,305
Accrued purchases	180,916	161,652
	312,810	304,957

The average credit period on purchases of goods is 90 days. The Group has financial risk management policies in place to ensure that all payables are within the credit timeframe.

At 31 December 2012, all bills payable were aged within 90 days.

## 30. AMOUNT DUE TO AN ASSOCIATE

The amount due to an associate is unsecured, interest-free and is repayable on demand.

# Notes to the Consolidated Financial Statements

For the year ended 31 December 2012

## 31. OBLIGATIONS UNDER FINANCE LEASES

	Minimum lease payments		Present value of minimum lease payments	
	2012 HK\$'000	2011 HK\$'000	2012 HK\$'000	2011 HK\$'000
Amounts payable under finance leases:				
Within one year	186	282	162	264
In the second year	96	86	88	80
In the third to fifth year inclusive	80	–	73	–
	362	368	323	344
Less: Future finance charges	(39)	(24)	–	–
Present value of lease obligations	323	344	323	344
Less: Amount due for settlement within twelve months (shown under current liabilities)			(162)	(264)
Amount due for settlement after twelve months (shown under non-current liabilities)			161	80

The Group leases certain of its motor vehicles under finance lease. The average lease term is five (2011: five) years. For the year ended 31 December 2012, the average effective borrowing rate was 8.5% (2011: 8.5%) per annum. Interest rates are fixed at the contract date.

All leases are on a fixed repayment basis and no arrangements have been entered into for contingent rental payments.

The Group's obligation under finance leases are secured by the lessor's charge over the leased assets.

# Notes to the Consolidated Financial Statements

For the year ended 31 December 2012

## 32. BANK BORROWINGS AND BANK OVERDRAFTS

	2012 HK\$'000	2011 HK\$'000
Bank loans (including discounted bills with full recourse)	1,846,045	1,496,123
Analysed as:		
Secured	52,618	43,423
Unsecured	1,793,427	1,452,700
	1,846,045	1,496,123
Carrying amount repayable*:		
Within one year	1,716,445	1,326,123
More than one year, but not exceeding two years	34,600	64,800
More than two years, but not exceeding five years	35,000	45,200
Over five years	60,000	60,000
	1,846,045	1,496,123

\* The amounts due are based on scheduled repayment dates set out in the loan agreements. All loan agreements contained a repayment on demand clause.

The Group's bank overdrafts and bank borrowings carry interest at variable rates ranging from 1.06% to 3.31% (2011: 1.18% to 2.31%) per annum.

At 31 December 2012, the Group undertakes to the banks that structured deposits of HK\$877,634,000 (HK\$385,796,000) and short-term deposits of HK\$219,864,000 (2011: HK\$430,703,000) are maintained with respective banks during the life of certain bank loans.

During the year ended 31 December 2012, the Group discounted bills receivables with recourse in aggregated amounts of HK\$377,507,000 (2011: HK\$369,699,000) to banks for short term financing of which the associated borrowings are amounted to HK\$29,518,000 (2011: HK\$43,422,000) as at 31 December 2012 and the relevant cash flows are presented as operating cash flows in the consolidated statement of cash flows for the year then ended as the management considers the cash flows are, in substance, the receipts from trade customers.

# Notes to the Consolidated Financial Statements

For the year ended 31 December 2012

## 33. DEFERRED TAXATION

The following are the major deferred tax assets and liabilities recognised and movements thereon during the current and prior years:

	Deferred tax assets					Total
	Unrealised profit arising on intra-group transactions	Bad and doubtful debts	Allowance on obsolete inventories	Impairment loss on property, plant and equipment	Others	
	HK\$'000	HK\$'000	HK\$'000	HK\$'000	HK\$'000	HK\$'000
At 1 January 2011	445	3,925	1,993	15,140	–	21,503
Credit to profit or loss	17	117	5,458	7,285	817	13,694
Effect of change in tax rate	–	(1,532)	(327)	(5,270)	–	(7,129)
Exchange realignment	–	63	213	764	–	1,040
At 31 December 2011	462	2,573	7,337	17,919	817	29,108
Credit to profit or loss	168	936	724	2,115	–	3,943
Exchange realignment	–	11	6	124	–	141
<b>At 31 December 2012</b>	<b>630</b>	<b>3,520</b>	<b>8,067</b>	<b>20,158</b>	<b>817</b>	<b>33,192</b>

# Notes to the Consolidated Financial Statements

For the year ended 31 December 2012

## 33. DEFERRED TAXATION (Cont'd)

	Deferred tax liabilities							Total HK\$'000
	Accelerated tax depreciation HK\$'000	Revaluation of investment properties HK\$'000	Revaluation of transferred to investment property HK\$'000	Unsettled sales proceed on disposal of property, plant and equipment and prepaid lease payments HK\$'000	Withholding tax in respect of undistributed earnings of PRC subsidiaries HK\$'000	Interest receivables HK\$'000	Fair value gain on derivative instruments HK\$'000	
At 1 January 2011	1,212	16,368	11,781	23,370	17,281	2,353	8,606	80,971
Charge (credit) to profit or loss	-	32,949	-	(23,370)	9,376	645	-	19,600
Reversal upon payment of withholding tax	-	-	-	-	(10,282)	-	-	(10,282)
Exchange realignment	-	1,075	1,393	-	-	-	5	2,473
Effect of change in tax rate	-	-	-	-	-	(1,199)	(1,641)	(2,840)
Reversal upon reclassification to profit or loss	-	-	-	-	-	-	(6,722)	(6,722)
Charge to hedging reserve	-	-	-	-	-	-	2,265	2,265
Charge to property revaluation reserve	-	-	20,359	-	-	-	-	20,359
At 31 December 2011	1,212	50,392	33,533	-	16,375	1,799	2,513	105,824
Charge to profit or loss	-	20,396	-	-	6,000	2,866	-	29,262
Reversal upon payment of withholding tax	-	-	-	-	(6,086)	-	-	(6,086)
Exchange realignment	-	220	135	-	-	-	-	355
Reversal upon reclassification to profit or loss	-	-	-	-	-	-	(2,513)	(2,513)
<b>At 31 December 2012</b>	<b>1,212</b>	<b>71,008</b>	<b>33,668</b>	<b>-</b>	<b>16,289</b>	<b>4,665</b>	<b>-</b>	<b>126,842</b>

The ultimate realisation of these deferred tax assets depend principally on certain subsidiaries in the PRC achieving profitability and generating sufficient taxable profits to utilise the underlying deferred tax assets. Based on the taxable profit and loss projections of these businesses, it is more probable that the Group can fully utilise the deferred tax assets recognised. It may be necessary for some or all of these deferred tax assets be reduced and charged to profit or loss if there is a significant adverse change in the projected performance and projected taxable profit of the business.

---

# Notes to the Consolidated Financial Statements

For the year ended 31 December 2012

## 33. DEFERRED TAXATION (Cont'd)

The Group has estimated tax losses arising in Hong Kong of HK\$524,211,000 (2011: HK\$513,111,000), tax losses arising in overseas of HK\$37,999,000 (2011: HK\$25,099,000) and allowance on obsolete inventories of HK\$14,618,000 (2011: HK\$18,789,000) for offsetting against future taxable profits of the companies in which the losses arose. No deferred tax asset has been recognised in respect of the tax losses due to unpredictability of future profit streams. Tax losses may be carried forward indefinitely.

At the end of the reporting period, the aggregate amount of temporary differences associated with undistributed earnings of subsidiaries for which deferred tax liabilities have not been recognised was nil (2011: HK\$8 million). No liability has been recognised in respect of these differences because the Group is in a position to control the timing of the reversal of the temporary differences and it is probable that such differences will not reverse in the foreseeable future.

## 34. PROVISION FOR LONG SERVICE PAYMENTS

	HK\$'000
At 1 January 2011	2,492
Amount utilised during the year	(718)
Amount provided during the year	1,601
<hr/>	
At 31 December 2011	3,375
Amount utilised during the year	(29)
Amount provided during the year	51
<hr/>	
<b>At 31 December 2012</b>	<b>3,397</b>

The Group provides for the probable future long service payments expected to be made to employees under the Hong Kong Employment Ordinance. The provision represents management's best estimate of the probable future payments which have been earned by the employees from their service to the Group up to the end of the reporting period.

# Notes to the Consolidated Financial Statements

For the year ended 31 December 2012

## 35. SHARE CAPITAL

	Number of shares '000	Amount HK\$'000
Ordinary shares of HK\$0.10 each		
Authorised:		
At 1 January 2011, 31 December 2011 and 31 December 2012	1,000,000	100,000
Issued and fully paid:		
At 1 January 2011	303,222	30,322
Shares repurchased and cancelled ( <i>Note</i> )	(2,498)	(250)
At 31 December 2011	300,724	30,072
Shares repurchased and cancelled ( <i>Note</i> )	(3,510)	(351)
<b>At 31 December 2012</b>	<b>297,214</b>	<b>29,721</b>

All the issued shares rank pari passu in all respects including all rights as to dividends, voting and return of capital.

*Note:* The Company repurchased its own shares through the Stock Exchange as follows:

### Year ended 31 December 2012

Month of repurchase	No. of ordinary shares of HK\$0.10 each '000	Price per share		Aggregate consideration paid HK\$'000
		Lowest HK\$	Highest HK\$	
January 2012	3,510	2.90	2.90	10,222

---

# Notes to the Consolidated Financial Statements

For the year ended 31 December 2012

## 35. SHARE CAPITAL (Cont'd)

*Note:* The Company repurchased its own shares through the Stock Exchange as follows: (Cont'd)

Year ended 31 December 2011

Month of repurchase	No. of ordinary shares of HK\$0.10 each '000	Price per share		Aggregate consideration paid HK\$'000
		Lowest HK\$	Highest HK\$	
March 2011	20	2.94	2.94	59
April 2011	224	3.02	3.05	685
September 2011	1,780	2.85	3.25	5,663
October 2011	350	2.80	2.95	1,022
November 2011	64	2.76	2.85	181
December 2011	60	2.78	2.80	168
	<u>2,498</u>			<u>7,778</u>

The above shares were cancelled upon repurchase. None of the Company's subsidiaries repurchased, sold or redeemed any of the Company's listed shares during both years.



---

# Notes to the Consolidated Financial Statements

For the year ended 31 December 2012

## 36. SHARE OPTION SCHEME

The share option scheme of the Company adopted on 26 March 2002 (the “Old Scheme”) was expired on 25 March 2012, a new share option scheme (the “New Scheme”) is approved on 30 May 2012 with similar terms as those of the Old Scheme. Following the Old Scheme, the purposes of the New Scheme are to (a) provide alternative recognition to the contributions or services of employees, executives and non-executive directors; (b) strengthen the relationship between the Group and its employees and executives; (c) attract and retain key and important employees and executives; and (d) motivate employees and executives to strive for future development and expansion of the Group. Eligible participants of the New Scheme include the directors and employees of the Group. Unless otherwise terminated or amended, the New Scheme will remain in force for 10 years ending 29 May 2022.

Pursuant to the New Scheme, the total number of shares which may be issued upon exercise of all outstanding options granted and yet to be exercised under the New Scheme and any other schemes shall not exceed 30% of the issued share capital of the Company from time to time. The total number of shares issued and to be issued upon exercise of options granted in accordance with the New Scheme to each eligible participant in any 12-month period must not exceed 1% of the shares of the Company in issue. The offer of a grant of share options may be accepted within 28 days from the date of the offer with no consideration being payable by the grantee. The exercisable period of the share options granted is determinable by the directors, but no later than 10 years from the date of the offer. The subscription price for the shares in respect of which options are granted is determinable by directors, but must be at least the highest of (1) the closing price of the Company's shares as stated in the Stock Exchange's daily quotations sheet on the date of grant of the option; (2) the average closing price of the Company's shares as stated in the Stock Exchange's daily quotations sheets for the five business days immediately preceding the date of grant of the option; and (3) the par value of the Company's shares.

Share options do not confer rights on the holders to dividends or to vote at shareholder's meeting.

No share options were granted, exercised, cancelled or lapsed under the Old Scheme and after the adoption of the New Scheme during the year nor outstanding as at the end of the reporting period.

## 37. CAPITAL RISK MANAGEMENT

The Group manages its capital to ensure that entities in the Group will be able to continue as a going concern while maximising the return to shareholders through the optimisation of the debt and equity balance. The Group's overall strategy remains unchanged from prior year.

The capital structure of the Group consists of net debt, which includes the bank borrowings disclosed in note 32, net of cash and cash equivalents and equity attributable to owners of the Company, comprising issued share capital, reserves and accumulated profits.

The directors of the Company review the capital structure on a continuous basis. As part of this review, the directors consider the cost of capital. The Group will balance its overall capital structure through the payment of dividends, the share buy-backs, the issue of new shares as well as the issue of new debt or the redemption of existing debt.

# Notes to the Consolidated Financial Statements

For the year ended 31 December 2012

## 38. FINANCIAL INSTRUMENTS

### Categories of financial instruments

	2012 HK\$'000	2011 HK\$'000
Financial assets		
Derivative financial instruments	27,181	75,483
Financial assets at FVTPL	877,634	417,753
Loans and receivables (including cash and cash equivalents)	1,795,368	1,819,502
Available-for-sale investments	675	675
Financial liabilities		
Derivative financial instruments	21,647	56,469
Amortised cost	2,284,236	1,919,041

### Financial risk management objectives and policies

The Group's major financial instruments include trade and bills receivables, deposits and other receivables, derivative financial instruments, amounts due from and to jointly controlled entities, structured deposits, short-term deposits, bank balances and cash, trade and bills payables, other payables and bank borrowings. Details of the financial instruments are disclosed in respective notes. The risks associated with these financial instruments include market risk (currency risk and interest rate risk), credit risk and liquidity risk. The policies on how to mitigate these risks are set out below. Management manages and monitors these exposures to ensure appropriate measures are implemented on a timely and effective manner.

### Market risk

#### Currency risk

Several subsidiaries of the Company have foreign currency sales and purchases. The carrying amounts of major foreign currency denominated monetary assets and monetary liabilities (including foreign currency denominated intra group balances) which expose the Group for foreign currency risk at the end of the reporting period are as follows:

	Liabilities		Assets	
	2012 HK\$'000	2011 HK\$'000	2012 HK\$'000	2011 HK\$'000
HK\$	70,000	87,000	207	137
US\$	443,855	332,103	337,570	379,628

# Notes to the Consolidated Financial Statements

For the year ended 31 December 2012

## 38. FINANCIAL INSTRUMENTS (Cont'd)

### Financial risk management objectives and policies (Cont'd)

#### Market risk (Cont'd)

##### Currency risk (Cont'd)

The Group has entered into certain foreign exchange forward contracts as set out in note 21 to hedge against the potential currency exposure arising on the forecast intragroup sales and forecast sales to external parties. It is the Group's policy to negotiate the terms of the foreign exchange forward contracts to match the expected terms of the hedged item to maximise hedge effectiveness. In addition, the Group is also exposed to foreign currency risks arising from those foreign exchange contracts not under hedging.

The Group also entered into certain structured deposits as set out in note 22, of which the coupon rate is dependent on exchange rate of US\$, Australian dollar and European dollar. The directors of the Company considered currency risk arising from structured deposits is insignificant.

##### Sensitivity analysis

The following table details the Group's sensitivity to a 5% (2011: 5%) strengthen in the group entities' functional currency against the relevant foreign currencies except for the Group's exposure in US\$ relative to HK\$ since directors of the Company consider HK\$ is pegged to US\$ and the exposure related to US\$ is insignificant. 5% (2011: 5%) is the sensitivity rate used when reporting foreign currency risk internally to key management personnel and represents management's assessment of the reasonably possible change in foreign exchange rates. The sensitivity analysis includes only outstanding foreign currency denominated monetary items, foreign exchange forward contracts, dual currency forward contracts, knock out forward contracts, dual currency knock out forward contracts and capped forward contracts, and adjusts their translation at the end of the reporting period for a 5% (2011: 5%) change in foreign currency rates and forward exchange rates. A positive/negative number below indicates an increase/decrease in post-tax profit for the year and hedging reserve.

	Impact on HK\$		Impact on US\$	
	2012 HK\$'000	2011 HK\$'000	2012 HK\$'000	2011 HK\$'000
Profit or loss (i)	2,914	3,692	24,823	38,360
Hedging reserve (ii)	–	16,950	126,566	106,132

- (i) This is mainly attributable to the exposure outstanding on foreign currencies denominated monetary items, foreign exchange forward contracts, dual currency forward contracts, knock out forward contracts, dual currency knock out forward contracts and capped forward contracts, which are not subject to cash flow hedges at the end of the reporting period.
- (ii) This is a result of changes in fair value of foreign exchange forward contracts designated as cash flow hedges in relation to the Group's foreign currency forecast sales.

In management's opinion, the sensitivity analysis is unrepresentative of the inherent currency risk as the exposure at the end of the reporting period does not reflect the exposure during the year.

# Notes to the Consolidated Financial Statements

For the year ended 31 December 2012

## 38. FINANCIAL INSTRUMENTS (Cont'd)

### Financial risk management objectives and policies (Cont'd)

#### Market risk (Cont'd)

##### Interest rate risk

The Group is exposed to fair value interest rate risk in relation to fixed rate bank deposits, loan receivables and long-term bank deposit. The Group is also exposed to cash flow interest rate risk relating to the variable rate bank borrowings, derivative financial instruments including receive-floating and pay-fixed interest rate swaps, which mainly concentrated on fluctuation of Hong Kong Inter Bank Offered Rate. Management monitors interest rate exposure and consider hedging significant interest rate exposure should the need arise. The critical terms of these interest rate swaps are similar to those of hedged borrowings. These interest rate swaps are designated as effective hedging instruments and hedge accounting is used (see note 21 for details).

##### Sensitivity analysis

The sensitivity analyses below have been determined based on the exposure to interest rates for both derivatives and non-derivative instruments. The analysis include the variable rate bank borrowings which assumes borrowings outstanding balances at the end of the reporting period were outstanding for the whole year, and interest rate swaps. A 50 basis point (2011: 50 basis point) increase or decrease is used when reporting interest rate risk internally to key management personnel and represents management's assessment of the reasonably possible change in interest rate. The sensitivity analysis below indicates 50 basis points (2011: 50 basis point) increase in interest rate. A negative number below indicates a decrease in post-tax profit.

	2012 HK\$'000	2011 HK\$'000
Profit or loss (i)	(7,514)	(6,243)
Hedging reserve (ii)	3,173	1,367

- (i) This is mainly attributable to the Group's exposure to interest rates on its variable rate bank borrowings and interest swaps not under hedge accounting outstanding at the end of the reporting period.
- (ii) This is a result of changes in fair value of interest rates swaps designated as cash flow hedges in relation to the Group's variable rate bank borrowings.

In management's opinion, the sensitivity analysis is unrepresentative of the interest rate risk as the exposure at the end of the reporting period does not reflect the exposure during the year.

---

# Notes to the Consolidated Financial Statements

For the year ended 31 December 2012

## 38. FINANCIAL INSTRUMENTS (Cont'd)

### Financial risk management objectives and policies (Cont'd)

#### *Credit risk*

The Group's maximum exposure to credit risk which will cause a financial loss to the Group due to failure to perform an obligation by the counterparties arising from the carrying amount of the respective recognised financial assets as stated in the consolidated statement of financial position.

In order to minimise the credit risk, management of the Group has delegated a team responsible for determination of credit limits, credit approvals and other monitoring procedures to ensure that follow-up action is taken to recover overdue debts. In addition, the Group reviews the recoverable amount of each individual trade debt at the end of the reporting period to ensure that adequate impairment losses are made for irrecoverable amounts. In this regard, the directors of the Company consider that the Group's credit risk is significantly reduced.

Other than concentration of credit risk on the major customers, loan receivable and structured deposits and liquid funds which are deposited with several banks and insurance company with high credit ratings, the Group has no significant concentration of credit risk, with exposure spread over a number of counterparties and customers, spread across geographical areas. In order to minimise the credit risk from the major customers, the term of payment of the major customers are under bank's letter of credit. The credit risk on liquid funds is limited because the counterparties are banks with high credit ratings assigned by international credit-rating agencies.

#### *Liquidity risk*

In the management of the liquidity risk, the Group monitors and maintains a level of cash and cash equivalents deemed adequate by management to finance the Group's operations and mitigate the effects of fluctuations in cash flows. Management monitors the utilisation of bank borrowings and ensures compliance with loan covenants.

The Group relies on bank borrowings as a significant source of liquidity. As at 31 December 2012, the Group has available unutilised banking facilities of approximately HK\$2,024 million (2011: HK\$2,289 million).

The following table details the Group's remaining contractual maturity for its non-derivative financial liabilities. The table has been drawn up based on the undiscounted cash flows of financial liabilities based on the earliest date on which the Group can be required to pay. Specifically, bank loans with a repayment on demand clause are included in the earliest time band regardless of the probability of the banks choosing to exercise their rights. The maturity dates for other non-derivative financial liabilities are based on the agreed repayment dates.

The table includes both interest and principal cash flows. To the extent that interest flows are floating rate, the undiscounted amount is derived from interest rate at the end of the reporting period.

# Notes to the Consolidated Financial Statements

For the year ended 31 December 2012

## 38. FINANCIAL INSTRUMENTS (Cont'd)

### Financial risk management objectives and policies (Cont'd)

#### Liquidity risk (Cont'd)

In addition, the following table details the Group's liquidity analysis for its derivative financial instruments. The tables have been drawn up based on the undiscounted contractual net cash outflows on derivative instruments that settle on a net basis, and the undiscounted gross (inflows) and outflows on those derivatives that require gross settlement. When the amount payable is not fixed, the amount disclosed has been determined by reference to the projected interest rates as illustrated by the yield curves and the quoted forward exchange rates at the end of the reporting period. The liquidity analysis for the Group's derivative financial instruments are prepared based on the contractual maturities as management consider that the contractual maturities are essential for an understanding of the timing of the cash flows of derivatives.

#### Liquidity tables

	Weighted average interest rate %	On demand or less than 3 months HK\$'000	3 months to 1 year HK\$'000	Over 1 year HK\$'000	Total undiscounted cash flows HK\$'000	Carrying amount at 31/12/2012 HK\$'000
<b>2012</b>						
<b>Non-derivative financial liabilities</b>						
Trade payables	-	312,810	-	-	312,810	312,810
Bills payable	-	1,134	-	-	1,134	1,134
Other payables	-	123,143	-	-	123,143	123,143
Amount due to an associate	-	589	-	-	589	589
Bank overdrafts	2.43	192	-	-	192	192
Bank borrowings	2.43	1,846,045	-	-	1,846,045	1,846,045
Obligations under finance leases	8.5	46	140	176	362	323
		2,283,959	140	176	2,284,275	2,284,236
<b>Derivative – net settlement</b>						
Derivative financial instruments, other than foreign exchange forward contracts under cash flow hedges		107	2,701	10,544	13,352	13,352
<b>Derivative – gross settlement</b>						
Foreign exchange forward contracts under cash flow hedges						
– inflow		(139,875)	(1,343,898)	(1,493,235)	(2,977,008)	(2,977,008)
– outflow		139,500	1,348,500	1,488,000	2,976,000	2,976,000
		(375)	4,602	(5,235)	(1,008)	(1,008)

# Notes to the Consolidated Financial Statements

For the year ended 31 December 2012

## 38. FINANCIAL INSTRUMENTS (Cont'd)

### Financial risk management objectives and policies (Cont'd)

#### Liquidity risk (Cont'd)

#### Liquidity tables (Cont'd)

	Weighted average interest rate %	On demand or less than 3 months HK\$'000	3 months to 1 year HK\$'000	Over 1 year HK\$'000	Total undiscounted cash flows HK\$'000	Carrying amount at 31/12/2011 HK\$'000
2011						
<b>Non-derivative financial liabilities</b>						
Trade payables	-	304,957	-	-	304,957	304,957
Other payables	-	115,185	-	-	115,185	115,185
Amounts due to jointly controlled entities	-	1,647	-	-	1,647	1,647
Amount due to an associate	-	591	-	-	591	591
Bank overdrafts	1.78	194	-	-	194	194
Bank borrowings	1.78	1,496,123	-	-	1,496,123	1,496,123
Obligations under finance leases	8.5	71	211	86	368	344
		1,918,768	211	86	1,919,065	1,919,041
<b>Derivative – net settlement</b>						
Derivative financial instruments, other than foreign exchange forward contracts under cash flow hedges						
		1,660	2,575	11,950	16,185	16,185
<b>Derivative – gross settlement</b>						
Foreign exchange forward contracts under cash flow hedges						
- inflow		(301,495)	(1,116,079)	(1,447,716)	(2,865,290)	(2,865,290)
- outflow		291,000	1,112,000	1,488,000	2,891,000	2,891,000
		(10,495)	(4,079)	40,284	25,710	25,710

# Notes to the Consolidated Financial Statements

For the year ended 31 December 2012

## 38. FINANCIAL INSTRUMENTS (Cont'd)

### Financial risk management objectives and policies (Cont'd)

#### Liquidity risk (Cont'd)

##### Liquidity tables (Cont'd)

The table below follows the maturity analysis of bank loans with a repayment on demand clause based on agreed scheduled repayments set out in the loan agreements. The amounts include interest payments computed using contractual rates. As a result, these amounts were greater than the amounts disclosed in the "on demand or less than 3 months" time band in the maturity analysis above. Taking into account the Group's financial position, the directors do not believe that it is probable that the banks will exercise their discretionary rights to demand immediate repayment. The directors believe that such bank loans will be repaid in accordance with the scheduled repayment dates set out in the loan agreements.

	Weighted average interest rate %	On demand or less than 3 months HK\$'000	3 months to 1 year HK\$'000	Over 1 year HK\$'000	Total undiscounted cash flows HK\$'000	Carrying amount HK\$'000
31 December 2012	2.43	1,485,938	246,205	139,721	1,871,864	1,846,045
31 December 2011	1.78	1,259,150	74,284	187,591	1,521,025	1,496,123

The amounts included above for variable interest rate instruments for non-derivative financial liabilities is subject to change if changes in variable interest rates differ to those estimates of interest rates determined at the end of the reporting period.

#### Fair values

The fair value of financial assets and financial liabilities are determined as follows:

- the fair value of other financial assets and financial liabilities at amortised costs (excluding derivative financial instruments) are determined in accordance with generally accepted pricing models based on discounted cash flow analysis;
- the fair value of foreign exchange forward contracts designated as hedging instruments are measured using quoted forward exchange rates and yield curves derived from quoted interest rates matching maturities of the contracts;
- the fair value of structured deposits are measured using discounted cash flow analyses based on the applicable yield curves of relevant interest rates and exchange rates;



# Notes to the Consolidated Financial Statements

For the year ended 31 December 2012

## 38. FINANCIAL INSTRUMENTS (Cont'd)

### Fair values (Cont'd)

- the fair value of interest rate swaps are measured at the present value of future cash flows estimated and discounted based on the applicable yield curves from quoted interest rates; and
- the fair value of foreign exchange forward contracts, dual currency forward contracts, knock out forward contracts, dual currency knock out forward contracts and capped forward contracts are determined by the discounted cash flow analysis using the applicable yield curve from quoted exchange rates and interest rates for the duration of the instruments or option pricing models.

The Group's financial instruments that are measured subsequent to initial recognition at fair value include derivative financial instruments are grouped into level 2, which are derived from inputs other than quoted prices (unadjusted) in active market for identical assets or liabilities, either directly (i.e. as prices) or indirectly (i.e. derived from prices).

The directors consider that the carrying amounts of financial assets and financial liabilities recorded at amortised cost in the consolidated financial statements approximate to their fair values.

## 39. TRANSFERS OF FINANCIAL ASSETS

The following were the Group's bills receivables as at 31 December 2012 that were transferred to banks by discounting bills receivable on a full recourse basis. If the bills receivable are not paid on maturity, the banks have the right to request the Group to pay the unsettled balance. As the Group has not transferred the significant risks and rewards relating to these receivables, it continues to recognise the full carrying amount of the receivables and has recognised the cash received on the transfer as a secured borrowing (see note 32). These financial assets are carried at amortised cost in the Group's consolidated statement of financial position.

Carrying amount of bills receivables  
Carrying amount of associated borrowing

As at  
31/12/2012  
HK\$'000

29,518  
(29,518)

# Notes to the Consolidated Financial Statements

For the year ended 31 December 2012

## 40. ACQUISITION OF A SUBSIDIARY

On 25 July 2012, the Group entered into a sale and purchase agreement with a third party to acquire 100% equity interest of 新昌縣達利商業廣場有限公司 at an aggregate consideration of approximately RMB8,000,000 (equivalent to HK\$9,749,000). The acquisition is accounted for as acquisition of the assets and liabilities.

	HK\$'000
Net asset acquired:	
Investment properties	44,676
Prepayments and other receivables	491
Bank balances and cash	419
Trade payables	(4,755)
Other payables and accruals	(31,080)
Tax payable	(2)
<hr/>	
Total consideration	9,749
<hr/>	
Satisfied by:	
Cash consideration	9,749
<hr/>	
Net cash outflow arising on acquisition:	
Cash consideration paid	9,749
Bank balances and cash acquired	(419)
<hr/>	
	9,330
<hr/>	

## 41. PLEDGE OF ASSETS

At the end of the reporting period, the Group has pledged the following assets to secure credit facilities granted to the Group.

	2012 HK\$'000	2011 HK\$'000
Trade receivables	32,419	36,392
Bills receivable	29,518	43,422
<hr/>		
	61,937	79,814
<hr/>		

# Notes to the Consolidated Financial Statements

For the year ended 31 December 2012

## 42. OPERATING LEASES

### (a) The Group as lessor

The Group leases its investment properties under operating lease arrangements with lease term of two to five years.

At the end of the reporting period, the Group had contracted with tenants for the following future minimum lease payments:

	2012 HK\$'000	2011 HK\$'000
Within one year	23,142	16,524
In the second to fifth years, inclusive	71,819	45,397
Over five years	76,352	60,928
	<b>171,313</b>	<b>122,849</b>

### (b) The Group as lessee

The Group had commitments for future minimum lease payments under non-cancellable operating leases which fall due as follows:

	2012 HK\$'000	2011 HK\$'000
Within one year	19,262	22,804
In the second to fifth years, inclusive	17,492	37,665
Over five years	3,826	4,513
	<b>40,580</b>	<b>64,982</b>

Operating lease payments represent rental payable by the Group for certain of its office premises, rental shops and factories. Leases are negotiated for terms ranging from one to ten years and rentals are fixed over the lease terms. In addition to the fixed rentals which are disclosed above, pursuant to the terms of certain leasing agreements, the Group has to pay a rental based on certain percentage of the gross sales of the relevant shop.

# Notes to the Consolidated Financial Statements

For the year ended 31 December 2012

## 43. CAPITAL COMMITMENTS

	2012 HK\$'000	2011 HK\$'000
Capital expenditure in respect of the acquisition of property, plant and equipment contracted for but not provided in the consolidated financial statements	6,125	4,434

## 44. RETIREMENT BENEFITS SCHEMES

The Group operates a mandatory provident fund scheme (the "MPF Scheme") for all qualifying employees of the Group in Hong Kong. The Group follows the minimum contribution requirement of 5% of eligible employees' relevant aggregated income with a cap of HK\$1,250 per employee per month since 1 June 2012 (previously HK\$1,000 per employee per month). The assets of the MPF Scheme are held separately from those of the Group, in funds under the control of the trustees. The employees of the subsidiaries in the PRC are members of the retirement benefits schemes operated by the PRC government. The contributions are charged to the profit or loss as incurred. The relevant PRC subsidiaries are required to make contributions to the state retirement schemes in the PRC based on a certain percentage of the monthly salaries of their current employees to fund the benefits. The employees are entitled to retirement pension calculated with reference to their basic salaries on retirement and their length of service in accordance with the relevant government regulations. The PRC government is responsible for the pension liability to these retired staff.

## 45. RELATED PARTY TRANSACTIONS

Apart from amounts due from (to) jointly controlled entities and amount due to an associate as set out in notes 27 and 30, respectively, the Group had the following transactions with related parties during the year:

	2012 HK\$'000	2011 HK\$'000
Purchases of raw materials and finished goods from jointly controlled entities	13,446	23,893
Sales of raw materials and finished goods to jointly controlled entities	4,415	4,637

### Compensation of key management personnel

The remuneration of directors, which are the key management personnel, during the year are set out in note 9, which is determined by the remuneration committee having regard to the performance of individuals and market trends.

# Notes to the Consolidated Financial Statements

For the year ended 31 December 2012

## 46. PARTICULARS OF PRINCIPAL SUBSIDIARIES

Details of the Company's principal subsidiaries are as follows:

Name of subsidiary	Place of incorporation or registration/ operations	Issued and fully paid share capital/ registered capital	Proportion of nominal value of issued share capital/ registered capital held by the Company		Principal activities
			2012 %	2011 %	
Angel Star Investment Limited	Hong Kong	HK\$2 Ordinary HK\$2 Non-voting deferred	100 100	100 100	Holding of trademarks
Anway Garment Limited	Hong Kong	HK\$2	100	100	Garment trading
August Silk Inc.	USA	US\$10	100	100	Marketing and garment trading
Breamad International Inc.	British Virgin Islands ("BVI")/USA	US\$1	100	100	Holding of trademarks
Cantabian Limited	Hong Kong	HK\$2 Ordinary HK\$2 Non-voting deferred	100 100	100 100	Investment holding
Dongguan Dalisheng Fashion Co., Ltd. (Note 1)	PRC	HK\$28,000,000	100	100	Garment manufacturing
Dongguan Yihao Fashions Limited (Note 1)	PRC	HK\$20,500,000	100	100	Garment manufacturing
Eminent Garment Limited	Hong Kong	HK\$2	100	100	Garment trading
Guangdong Theme-Huayu Fashion Company Limited (Note 1)	PRC	RMB5,000,000	100	100	Garment retailing
Hangzhou Zhiyisuiyi Trade Co., Ltd. (Notes 1 and 2)	PRC	RMB126,000,000	100	-	Garment trading
High Fashion Accessories and Gifts Limited	Hong Kong	HK\$2	100	100	Accessories and gifts trading and manufacturing

# Notes to the Consolidated Financial Statements

For the year ended 31 December 2012

## 46. PARTICULARS OF PRINCIPAL SUBSIDIARIES (Cont'd)

Name of subsidiary	Place of incorporation or registration/ operations	Issued and fully paid share capital/ registered capital	Proportion of nominal value of issued share capital/ registered capital held by the Company		Principal activities
			2012 %	2011 %	
High Fashion Apparel Limited	BVI/Hong Kong	US\$1,000	100	100	Investment holding
High Fashion (China) Co., Ltd. (Note 1)	PRC	US\$116,865,779	100	100	Dyeing, printing and sandwashing of fabrics and garment manufacturing
High Fashion Commerce Limited	Hong Kong	HK\$1	100	100	Provision of procurement and undertaking services
High Fashion Garments Company Limited	Hong Kong	HK\$2 ordinary HK\$10,000,000 Non-voting deferred	100 100	100 100	Garment trading
High Fashion Garments, Inc.	USA	US\$5,000	100	100	Marketing and garment trading
High Fashion Garments Macao Commercial Offshore Limited	Macau	MOP100,000	100	100	Garment trading and agency
HFGML	Hong Kong	HK\$20 Ordinary HK\$20 Non-voting deferred	100 100	100 100	Provision of management services
High Fashion International (USA) Inc.	USA	US\$1,800	100	100	Investment holding
High Fashion Knit Company Limited	Hong Kong	HK\$2	100	100	Garment trading

# Notes to the Consolidated Financial Statements

For the year ended 31 December 2012

## 46. PARTICULARS OF PRINCIPAL SUBSIDIARIES (Cont'd)

Name of subsidiary	Place of incorporation or registration/ operations	Issued and fully paid share capital/ registered capital	Proportion of nominal value of issued share capital/ registered capital held by the Company		Principal activities
			2012 %	2011 %	
High Fashion Knitwear Company Limited	Hong Kong	HK\$2 Ordinary HK\$1,000,000 Non-voting deferred	100 100	100 100	Garment trading
High Fashion Knitwear Overseas Limited	Hong Kong	HK\$2 Ordinary HK\$10,000 Non-voting deferred	100 100	100 100	Garment trading
High Fashion Silk (Zhejiang) Co., Ltd. (Note 1)	PRC	US\$50,000,000	100	100	Silk weaving
High Fashion (UK) Limited	United Kingdom	GBP20,000	70.5	70.5	Garment trading
Navigation Limited	BVI/Hong Kong	US\$1	100	100	Investment holding
Rosso Amaranto S.r.l (Note 2)	Italy	EUR100,000	80	-	Trading of fabrics
Stage II Limited	Hong Kong	HK\$800,000	100	100	Garment retailing
The King Garment Limited	Hong Kong	HK\$2	100	100	Garment trading
Theme Corporate Fashion (Asia) Limited	Hong Kong	HK\$1	100	100	Garment trading
Theme Corporate Fashion (China) Limited	Hong Kong	HK\$1	100	100	Investment holding
Theme Corporate Fashion (Overseas) Limited	Hong Kong	HK\$1	100	100	Garment trading

# Notes to the Consolidated Financial Statements

For the year ended 31 December 2012

## 46. PARTICULARS OF PRINCIPAL SUBSIDIARIES (Cont'd)

Name of subsidiary	Place of incorporation or registration/ operations	Issued and fully paid share capital/ registered capital	Proportion of nominal value of issued share capital/ registered capital held by the Company		Principal activities
			2012 %	2011 %	
Theme Garments (Shenzhen) Company Limited (Note 1)	PRC	RMB60,000,000	100	100	Garment retailing and trading
Theme Fashion (Singapore) Pte. Ltd.	Singapore	S\$100,000	100	100	Garment retailing
Theme International Holdings (B.V.I.) Limited	BVI	US\$10,001	100	100	Investment holding
Winsmart Overseas Limited	Hong Kong	HK\$2	100	100	Garment trading
Da Fu Li Co., Limited (Note 2)	Taiwan	TWD300,000	100	-	Garment retailing

*Notes:*

1. These companies are registered as a wholly-owned foreign enterprise.

2. These companies were incorporated/set up during the year ended 31 December 2012.

High Fashion Apparel Limited is a directly held wholly owned subsidiary of the Company. Except High Fashion Apparel Limited, all subsidiaries listed above are indirectly held by the Company.

The above table lists the subsidiaries of the Company which, in the opinion of the directors, principally affected the results or assets and liabilities of the Group. To give details of other subsidiaries would, in the opinion of the directors, result in particulars of excessive length.

None of the subsidiaries had issued any debt securities at the end of the year.



# Notes to the Consolidated Financial Statements

For the year ended 31 December 2012

## 47. INFORMATION ABOUT THE STATEMENT OF FINANCIAL POSITION OF THE COMPANY

	2012 HK\$'000	2011 HK\$'000
Unlisted investments in subsidiaries	126,671	126,671
Amount due from a subsidiary	350,984	341,153
Other current assets	150	150
Bank balances	122	307
Total assets	477,927	468,281
Less: liabilities	98	93
Net assets	477,829	468,188
Capital and reserves		
Share capital (see note 35)	29,721	30,072
Reserves	448,108	438,116
Total equity	477,829	468,188

## Financial Summary

A summary of the published results and of the assets and liabilities of the Group for the last five financial periods, as extracted from the audited financial statements as appropriate, is set out below:

### RESULTS

	2012 HK\$'000	Year ended 31 December			
		2011 HK\$'000	2010 HK\$'000	2009 HK\$'000	2008 HK\$'000
Revenue	2,563,116	2,784,166	2,724,299	2,271,566	2,598,031
Profit before taxation	205,559	240,572	270,981	192,457	96,904
Taxation	(35,728)	13,253	(53,969)	(35,007)	(18,551)
Profit for the year	169,831	253,825	217,012	157,450	78,353
Profit for the year attributable to					
Owners of the Company	170,116	253,825	217,012	165,507	90,635
Non-controlling interests	(285)	–	–	(8,057)	(12,282)
	169,831	253,825	217,012	157,450	78,353

### ASSETS AND LIABILITIES

	2012 HK\$'000	At 31 December			
		2011 HK\$'000	2010 HK\$'000	2009 HK\$'000	2008 HK\$'000
Total assets	4,996,341	4,514,633	4,129,765	3,367,662	3,478,849
Total liabilities	(2,703,692)	(2,373,348)	(2,276,188)	(1,728,199)	(1,885,533)
	2,292,649	2,141,285	1,853,577	1,639,463	1,593,316

### BOARD OF DIRECTORS

#### Executive Directors

Mr. Lam Foo Wah

*(Chairman and Managing Director)*

Ms. So Siu Hang, Patricia

#### Non-executive Directors

Mr. Chan Wah Tip, Michael

Professor Yeung Kwok Wing

#### Independent Non-executive Directors

Mr. Woo King Wai

Mr. Wong Shiu Hoi, Peter

Mr. Leung Hok Lim

### AUDIT COMMITTEE

Mr. Leung Hok Lim *(Chairman)*

Mr. Chan Wah Tip, Michael

Professor Yeung Kwok Wing

Mr. Woo King Wai

Mr. Wong Shiu Hoi, Peter

### REMUNERATION COMMITTEE

Mr. Wong Shiu Hoi, Peter *(Chairman)*

Mr. Chan Wah Tip, Michael

Professor Yeung Kwok Wing

Mr. Woo King Wai

Mr. Leung Hok Lim

### NOMINATION COMMITTEE

Mr. Lam Foo Wah *(Chairman)*

Mr. Chan Wah Tip, Michael

Professor Yeung Kwok Wing

Mr. Woo King Wai

Mr. Wong Shiu Hoi, Peter

Mr. Leung Hok Lim

### COMPANY SECRETARY

Ms. Chan Wai Wei, Cynthia

### LEGAL ADVISER IN HONG KONG

Wilkinson & Grist

### LEGAL ADVISER ON BERMUDA LAW

Conyers Dill & Pearman

### AUDITOR

Deloitte Touche Tohmatsu

### REGISTERED OFFICE

Clarendon House, 2 Church Street

Hamilton HM11, Bermuda

### HEAD OFFICE AND PRINCIPAL PLACE OF BUSINESS

11th Floor, High Fashion Centre

1-11 Kwai Hei Street, Kwai Chung

New Territories, Hong Kong

### PRINCIPAL SHARE REGISTRARS AND TRANSFER OFFICE

Codan Management Limited

Clarendon House, Church Street

Hamilton HM11, Bermuda

### HONG KONG BRANCH SHARE REGISTRARS AND TRANSFER OFFICE

Tricor Secretaries Limited

26th Floor, Tesbury Centre

28 Queen's Road East, Hong Kong

Tel: (852) 2980 1333

Fax: (852) 2810 8185

### PRINCIPAL BANKERS

Australia and New Zealand Banking Group Limited,  
Hong Kong Branch

Bank of China (Hong Kong) Limited

CITIC Bank International Limited

Hang Seng Bank Limited

Industrial and Commercial Bank of China (Asia) Limited

Standard Chartered Bank (Hong Kong) Limited

The Bank of East Asia, Limited

The Hongkong and Shanghai Banking Corporation Limited

---

## Shareholders & Investor Relation Information

### RESULTS ANNOUNCEMENT:

2012 Final	28 March 2013
2012 Interim	31 August 2012
2011 Final	27 March 2012
2011 Interim	31 August 2011

**2013 ANNUAL GENERAL MEETING** 28 May 2013

### CLOSURE OF REGISTER OF MEMBERS

For determining entitlement to attend and vote at 2013 AGM:–  
Period from 24 May 2013 to 28 May 2013

For determining entitlement to the proposed final dividend:–  
Period from 3 June 2013 to 5 June 2013

### DIVIDENDS:

2012 Final	15 HK cents per share payable on or about 20 June 2013
2012 Interim	5 HK cents per share paid on 28 September 2012
2011 Final	15 HK cents per share paid on 18 June 2012
2011 Interim	7 HK cents per share paid on 30 September 2011

**AUTHORISED SHARES** 1,000,000,000 shares

**ISSUED SHARES** 297,213,550 shares (as at 31 December 2012)

**BOARD LOT** 2,000 shares

**PAR VALUE** HK\$0.1000

**FINANCIAL YEAR END** December 31

**STOCK CODE** 608

**COMPANY WEBSITE** [www.highfashion.com.hk](http://www.highfashion.com.hk)

**LISTING DATE** 4 August 1992